COMPONENTI PER MACCHINE AUTOMATICHE
AUTOMATIC MACHINES COMPONENTS

COLLARI DI FERMO - RONDELLE - GHIERE
STOP COLLARS - WASHERS - LOCKING NUTS

I GB



ComInTec®

OMC® BOLOGNA ITALY

INDICE / *TABLE OF CONTENTS*



CFU collari di fermo unificati DIN 705 - ***Unified DIN 705 stop ring*** p.03



CFB collari di fermo con battuta - ***Stop ring with axial reference*** p.04



CFBR collari di fermo a bloccaggio radiale - ***Stop ring with radial locking*** p.05



CFBR-2 collari di fermo a bloccaggio radiale a 2 tagli - ***Stop ring with radial locking at 2 cuts*** p.05



RLGS Rondella lavorata grosso spessore - ***Turned washer with large thickness*** p.06



RTC Rondella tornita conica - ***Turned conical washer*** p.07



RTS Rondella tornita per teste snodate - ***Turned washer for articulates heads*** p.07



GR Ghiera bloccaggio radiale - ***Radial locking nut*** p.08



GA Ghiera bloccaggio assiale - ***Axial locking nut*** p.09



GT Ghiera a tacche - ***Nut with notches*** p.10

La OMC (COMINTEC) si riserva il diritto di cessare la produzione di qualsiasi modello o di variarne specifiche o disegni in ogni momento senza preavviso e senza incorrere in obblighi.
I dati riportati nel presente catalogo sono indicativi e non impegnativi.
Il presente catalogo annulla e sostituisce i precedenti.

OMC (COMINTEC) reserve the right to stop the production of any models or to change technical specification and dimensions in every moment without notice and without incur in obligations.
All information given in this catalogue are only guideline information and cannot be regarded as binding.

COLLARE DI FERMO UNIFICATO
UNIFIED STOP RING

CFU

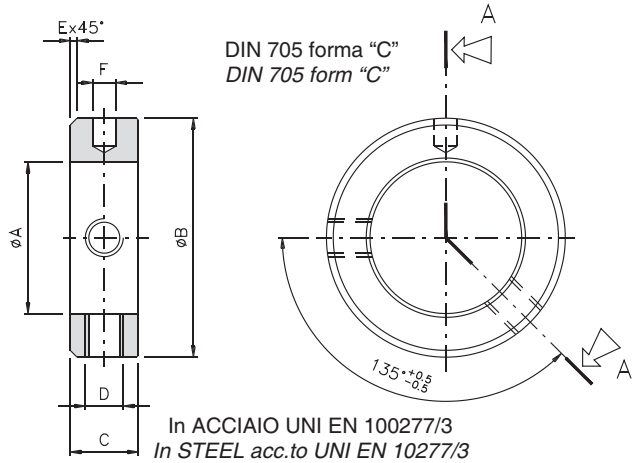

DIN 705 forma "C"
DIN 705 form "C"

In ACCIAIO UNI EN 100277/3
In STEEL acc.to UNI EN 10277/3

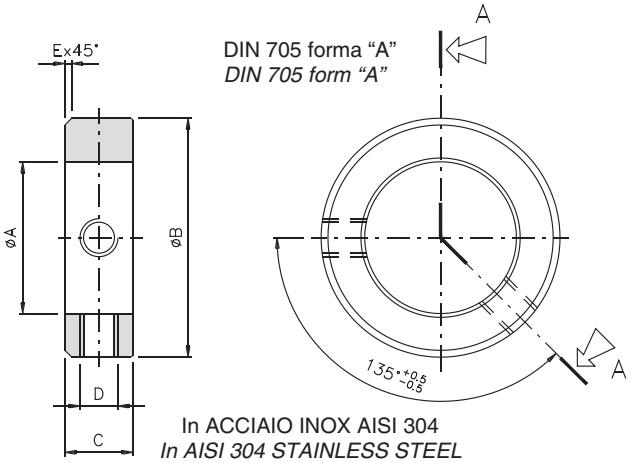

DIN 705 forma "A"
DIN 705 form "A"

In ACCIAIO INOX AISI 304
In AISI 304 STAINLESS STEEL

Dimensioni standard - *Standard dimensions*

Grand. *Sizes*	In acciaio UNI EN 10277/3 interamente lavorato * *In steel acc.to UNI EN 10277/3 full turned*								In ACCIAO INOX AISI 304 interamente lavorato *In AISI 304 STAINLESS STEEL full turned*						
	Codice *Code*	A H8	B h13	C js14	D	E	F H11	Peso *Weight* (g)	Codice *Code*	A H8	B h13	C js14	D	E	Peso *Weight* (g)
3-8	514070000P00	3	8	5	M2.5	0,6	-	1.5	-	-	-	-	-	-	-
5-10	514070100P00	5	10	6	M3	0,6	1.5	2	-	-	-	-	-	-	-
6-12	514070200P00	6	12	8	M4	0,8	1.5	4	514090100P00	6	12	8	M4	0,8	4
8-16	514070300P00	8	16	8	M4	0,8	2	8	514090200P00	8	16	8	M4	0,8	8
10-20	514070400P00	10	20	10	M5	1	3	15	514090300P00	10	20	10	M5	1	15
12-22	514070500P00	12	22	12	M6	1,2	4	20	514090400P00	12	22	12	M6	1,2	20
14-25	514070600P00	14	25	12	M6	1,2	4	27	514091400P00	14	25	12	M6	1,2	27
15-25	514070700P00	15	25	12	M6	1,2	4	25	514090500P00	15	25	12	M6	1,2	25
16-25	-	-	-	-	-	-	-	-	514095100P000	16	25	12	M6	1,2	22
16-28	514070800P00	16	28	12	M6	1,2	4	35	-	-	-	-	-	-	-
17-28	514070900P00	17	28	12	M6	1,2	4	30	514090600P00	17	28	12	M6	1,2	30
18-32	514071000P00	18	32	14	M6	1,4	5	54	-	-	-	-	-	-	-
19-32	514077200P00	19	32	14	M6	1,4	5	57	-	-	-	-	-	-	-
20-32	514071100P00	20	32	14	M6	1,4	5	48	514090700P00	20	32	14	M6	1,4	48
22-36	514077300P00	22	36	14	M6	1,4	5	70	-	-	-	-	-	-	-
24-40	514077400P00	24	40	16	M8	1,6	6	101	-	-	-	-	-	-	-
25-40	514071200P00	25	40	16	M8	1,6	6	85	514090800P00	25	40	16	M8	1,6	85
28-45	514077500P00	28	45	16	M8	1,6	6	122	-	-	-	-	-	-	-
30-45	514071300P00	30	45	16	M8	1,6	6	100	514090900P00	30	45	16	M8	1,6	100
32-50	514077600P00	32	50	16	M8	1,6	8	145	-	-	-	-	-	-	-
35-56	514071400P00	35	56	16	M8	1,6	8	172	514091000P00	35	56	16	M8	1,6	188
40-63	514071500P00	40	63	18	M10	1,8	8	240	514091100P00	40	63	18	M10	1,8	262
45-70	514071600P00	45	70	18	M10	1,8	8	270	-	-	-	-	-	-	-
50-80	514071700P00	50	80	18	M10	1,8	10	440	514091300P00	50	80	18	M10	1,8	440
55-80	514071800P00	55	80	18	M10	1,8	10	355	-	-	-	-	-	-	-
60-90	514071900P00	60	90	20	M10	2	10	528	-	-	-	-	-	-	-
65-100	514072000P00	65	100	20	M10	2	10	650	-	-	-	-	-	-	-
70-100	514072100P00	70	100	20	M10	2	10	575	-	-	-	-	-	-	-

NOTE - *NOTES*

- Per le quantità da ordinare vedi listino prezzi - *About the quantity to order, see the price list.*
- * Trattamento superficiale di BRUNITURA, a richiesta ZINCATURA - *Surface treatment of POLISHING, on request GALVANIZATION.*
- Spigoli smussati 0,5x45° - *Chamfering 0,5x45°.*
- I modelli in ACCIAIO INOX AISI 304 sono disponibili solo su richiesta - *AISI 304 STAINLESS STEEL model are available only on request.*

CFB

COLLARE DI FERMO CON BATTUTA
STOP RING WITH AXIAL REFERENCE

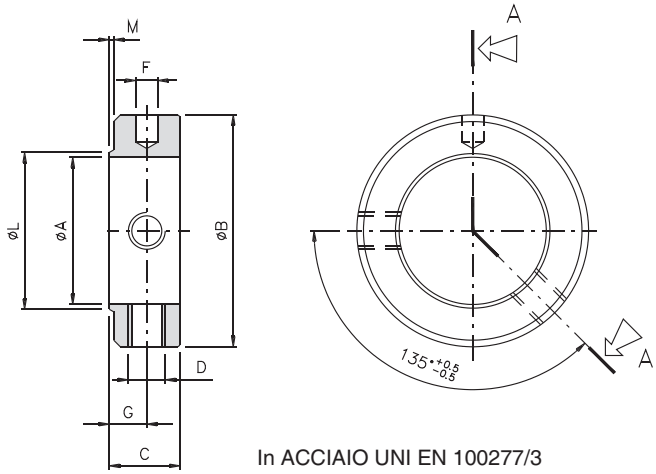

In ACCIAIO UNI EN 100277/3
In STEEL acc.to UNI EN 10277/3

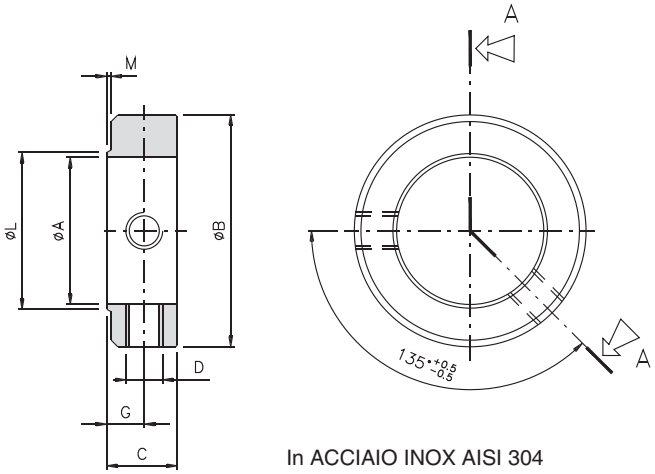

In ACCIAIO INOX AISI 304
In AISI 304 STAINLESS STEEL

Dimensioni standard - *Standard dimensions*

Grand. *Sizes*	In acciaio UNI EN 10277/3 interamente lavorato *In steel acc.to UNI EN 10277/3 full turned* *										In ACCIAO INOX AISI 304 interamente lavorato *In AISI 304 STAINLESS STEEL full turned*								
	Codice *Code*	A H8	B h13	C js14	D	F H11	G	L	M	Peso *Weight* (g)	Codice *Code*	A H8	B h13	C js14	D	G	L	M	Peso *Weight* (g)
6-12	514170100P00	6	12	8	M4	1,5	4,6	8	0,6	2	514190100P00	6	12	8	M4	4	8	0,6	3
8-16	514170200P00	8	16	8	M4	2	4,8	10	0,8	8	514190200P00	8	16	8	M4	4	10	0,8	7
10-20	514170300P00	10		10	M5	3	5,8	13	0,8	12	514190300P00	10	20	10	M5	5	13	0,8	12
12-22	514170400P00	12	22	12	M5	4	6,8	15	0,8	14	514190400P00	12	22	12	M5	6	15	0,8	14
14-25	-	-	-	-	-	-	-	-	-	-	514191400P00	14	25	12	M6	6	17	1	22
15-25	514170500P00	15	25	12	M6	4	7	18	1	21	514190500P00	15	25	12	M6	6	18	1	21
16-25	-	-	-	-	-	-	-	-	-	-	514195100P00	16	25	12	M6	6	19	1	20
17-28	514170600P00	17	28	12	M6	4	7	20	1	24	514190600P00	17	28	12	M6	6	20	1	24
20-32	514170700P00	20	32	14	M6	5	8	24	1	48	514190700P00	20	32	14	M6	7	24	1	48
25-40	514170800P00	25	40	16	M6	6	9	30	1	87	514190800P00	25	40	16	M6	8	30	1	87
30-45	514170900P00	30	45	16	M8	6	9,2	36	1,2	70	514190900P00	30	45	16	M8	8	36	1,2	70
35-56	514171000P00	35	56	16	M8	6	9,2	39	1,2	164	514191000P00	35	56	16	M8	8	39	1,2	164
40-63	514171100P00	40	63	18	M10	8	10,2	44	1,2	230	514191100P00	40	63	18	M10	9	44	1,2	230
50-80	-	-	-	-	-	-	-	-	-	-	514191300P00	50	80	18	M10	9	54	1,4	380

NOTE - *NOTES*

- Per le quantità da ordinare vedi listino prezzi - *About the quantity to order, see the price list.*
- * Trattamento superficiale di BRUNITURA, a richiesta ZINCATURA - *Surface treatment of POLISHING, on request GALVANIZATION.*
- Spigoli smussati 0,5x45° - *Chamfering 0,5x45°.*
- I modelli in ACCIAIO INOX AISI 304 sono disponibili solo su richiesta - *AISI 304 STAINLESS STEEL model are available only on request.*

COLLARE DI FERMO A BLOCCAGGIO RADIALE
STOP RING WITH RADIAL LOCKING

CFBR

CFBR

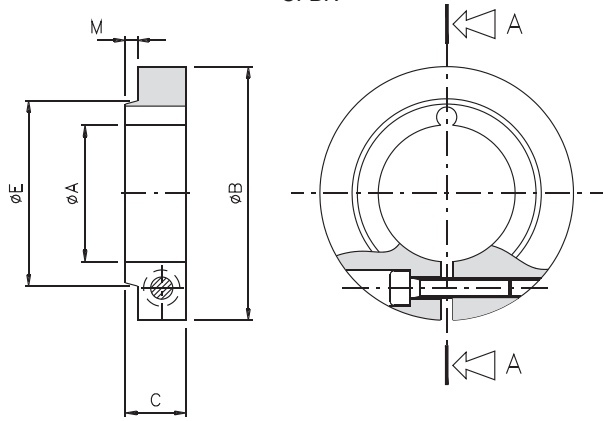

CFBR-2

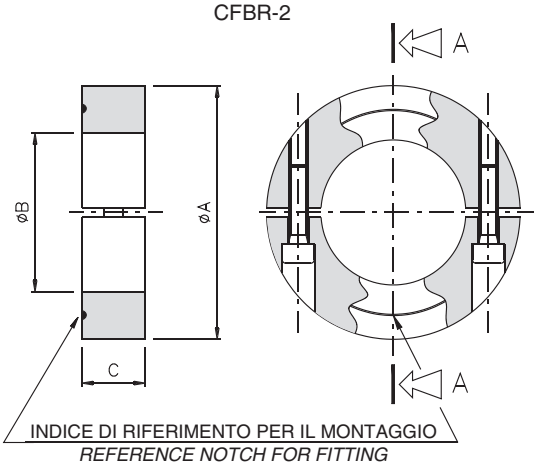

Dimensioni standard - *Standard dimensions*

Grand. *Sizes*	CFBR In acciaio UNI EN 10277/3 interamente lavorato *In steel acc.to UNI EN 10277/3 full turned*									CFBR-2 In acciaio UNI EN 10277/3 interamente lavorato *In steel acc.to UNI EN 10277/3 full turned*					
	Codice *Code*	A H8	B h13	C js14	E	M	Peso *Weight* (g)	Viti - *screws*		Codice *Code*	A H8	B h13	C js14	Viti - *screws*	
								Codice *Code*	Dim.					Codice *Code*	Dim.
10-32	514173900P00	10	32	11	15	1	55	725010100P15	M4x12	514376100P00	32	10	10	725010100P15	M4x12
15-40	514171700P00	15	40	13	20	1	103	725020700P04	M5x14	514376200P00	40	15	12	725020700P04	M5x14
20-45	514172900P00	20	45	13	25	1	122	725020700P04	M5x14	514376300P00	45	20	12	725020300P04	M5x16
25-50	514173000P00	25	50	13	32	1	141	725020300P04	M5x16	514376400P00	50	25	12	725020300P04	M5x16
30-55	514173100P00	30	55	14	38	1,2	174	725020300P04	M5x16	514376600P00	55	30	12	725020300P04	M5x16
35-63	514173200P00	35	63	17	45	1,2	297	725020200P15	M5x20	514376800P00	63	35	12	725020200P15	M5x20
40-70	514173300P00	40	70	17	50	1,2	330	725030400P03	M6x25	514376900P00	70	40	14	725030400P03	M6x25
45-80	514174200P00	45	80	20	55	1,5	610	725030400P03	M6x25	514377000P00	80	45	14	725030400P03	M6x25
50-80	514173400P00	50	80	20	60	1,5	464	725030400P03	M6x25	514377100P00	80	50	14	725030400P03	M6x25

CFBR - 2

- Aumento notevole del carico assiale
  Considerable increase of the axial load
- Massima adattabilità ad alberi leggermente sovra o sotto dimensionati
  Maximum adaptability at shafts slightly over or under dimensioned
- Notevole facilità nello smontaggio e nel riposizionamento
  Considerable facility about the disassembly and the replacement

NOTE - *NOTES*

- Per le quantità da ordinare vedi listino prezzi - *About the quantity to order, see the price list.*
- Trattamento superficiale di BRUNITURA, a richiesta ZINCATURA - *Surface treatment of POLISHING, on request GALVANIZATION.*
- Spigoli smussati 0,5x45° - *Chamfering 0,5x45°.*

RLGS

RONDELLA LAVORATA GROSSO SPESSORE
TURNED WASHER WITH LARGE THICKNESS

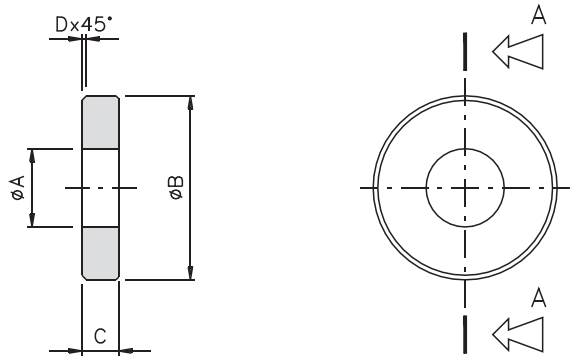

Dimensioni standard - *Standard dimensions*						
Grand. Sizes	In acciaio UNI EN 10277/3 interamente lavorato - *In steel acc. to UNI EN 10277/3 full turned*					
	Codice ***Code***	**A**	**B**	**C**	**D**	**Peso - *Weight* (g)**
3-10	514270100P00	3,2	10	2	0,5	2
4-10	514270200P00	4,2	10	2	0,5	2
4-15	514270300P00	4,2	15	3	0,5	2
5-15	514270400P00	5,2	15	3	0,5	2
6-15	514270500P00	6,2	15	3	0,5	2
5-20	514270600P00	5,2	20	3	0,5	9
6-20	514270700P00	6,2	20	3	0,5	8
8-20	514270800P00	8,5	20	4	0,5	7
6-25	514270900P00	6,2	25	4	1	16
8-25	514271000P00	8,5	25	4	1	14
10-25	514274200P00	10,5	25	4	1	10
5-30	514271100P00	5,2	30	4	1	22
6-30	514271200P00	6,2	30	4	1	21
8-30	514271300P00	8,5	30	4	1	20
10-30	514274600P00	10,2	30	4	1	19
12-30	514275000P00	12,2	30	4	1	18
6-35	514271400P00	6,2	35	5	1	37
8-35	514271500P00	8,5	35	5	1	36
10-35	514271600P00	10,5	35	5	1	32
6-40	514271700P00	6,5	40	5	1	47
8-40	514271800P00	8,5	40	5	1	46
10-40	514271900P00	10,5	40	5	1	45
8-45	514272000P00	8,5	45	5	2	58
10-45	514272100P00	10,5	45	5	2	53
8-50	514272200P00	8,5	50	6	2	83
10-50	514272300P00	10,5	50	6	2	82
12-50	514272400P00	12,5	50	6	2	80
16-50	514274100P00	16,5	50	6	2	80
12-60	514273900P00	12,5	60	6	2	120

NOTE - *NOTES*

- Per le quantità da ordinare vedi listino prezzi - *About the quantity to order, see the price list.*
- Trattamento superficiale di FOSFATAZIONE, a richiesta ZINCATURA, NIPLOY # 0,02 **(equivalente ad ACCIAIO INOX)**
  Surface treatment of PHOSPHATE, on request GALVANIZATION, NIPLOY # 0,02 ***(equivalent to STAINLESS STEEL)***
- Spigoli smussati 0,5x45° - *Chamfering 0,5x45°.*

RONDELLA TORNITA CONICA
TURNED CONICAL WASHER

RTC

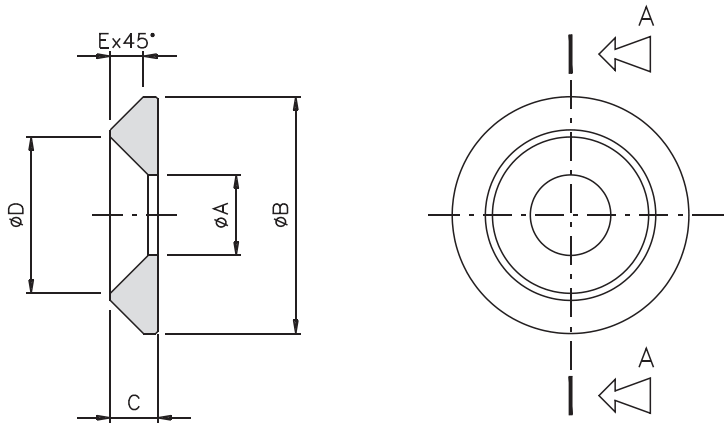

Dimensioni standard - *Standard dimensions*							
Grand. Sizes	In acciaio UNI EN 10277/3 interamente lavorato - *In steel acc. to UNI EN 10277/3 full turned*						
	Codice ***Code***	**A**	**B**	**C**	**D**	**E**	**Peso - *Weight* (g)**
4-13	514272500P00	4,1	13	3	8	2,1	4
5-16	514272600P00	5,2	16	3,5	10	2,6	5
6-18	514272700P00	6,5	18	4	12,5	2,1	8
8-25	514272800P00	8,5	25	5	16,5	3,5	12
10-33	514274300P00	10,5	33	7	20,5	6	25
12-40	514274400P00	12,5	40	8	24,5	7	50

RONDELLA TORNITA PER TESTE SNODATE
TURNED WASHER FOR ARTICULATED HEADS

RTS

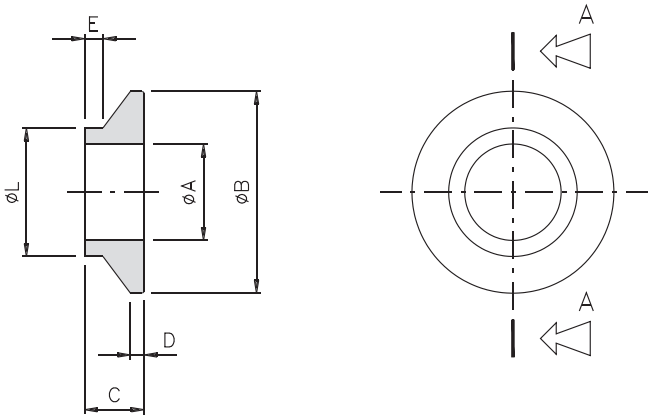

Dimensioni standard - *Standard dimensions*								
Grand. Sizes	In acciaio UNI EN 10277/3 interamente lavorato - *In steel acc. to UNI EN 10277/3 full turned*							
	Codice ***Code***	**A**	**B**	**C**	**D**	**E**	**F**	**Peso - *Weight* (g)**
6-15	514274500P00	6,5	15	9	1,5	1	4	5
8-22	514272900P00	8,5	22	12	1,5	2	6,5	9
10-22	514273000P00	10,5	22	14	1,5	2	6,5	10

NOTE - *NOTES*

- Per le quantità da ordinare vedi listino prezzi - *About the quantity to order, see the price list.*
- Trattamento superficiale di FOSFATAZIONE, a richiesta ZINCATURA, NIPLOY # 0,02 **(equivalente ad ACCIAIO INOX)**
  Surface treatment of POLISHING, on request GALVANIZATION, NIPLOY # 0,02 ***(equivalent to STAINLESS STEEL)***
- Spigoli smussati 0,5x45° - *Chamfering 0,5x45°.*

GR

GHIERA BLOCCAGGIO RADIALE
RADIAL LOCKING NUT

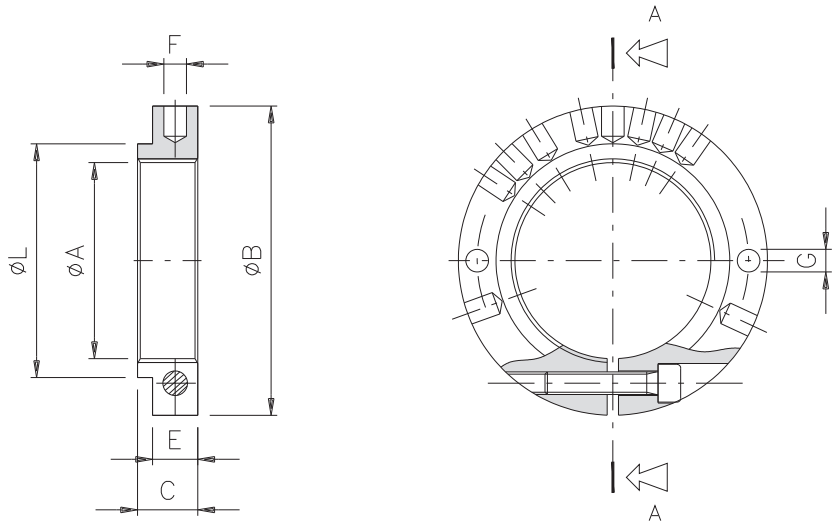

Dimensioni standard - *Standard dimensions*											
Grand. *Sizes*	In acciaio UNI EN 10083/98 interamente lavorato *In steel acc.to UNI EN 10083/98 full turned*										
	Codice *Code*	A	B	C	D	E	F	G	Peso *Weight* (g)	Viti - *screws*	
										Codice *Code*	Dimensioni *Dimensions*
M20x1	505002800P14	M20 x 1	35	9.5	-	-	4	4	40	725010100P15	M4 x 12
M25x1,5*	505004700P00	M25 x 1.5	38	11	30	9	4	4	50	725000100P15	M3 x 12
M30x1	505001600P14	M30 x 1	42,7	12	35	9	4	4	55	725000100P15	M3 x 12
M30x1,5*	505004800P00	M30 x 1.5	48	12	36	9	5	5	80	725010200P00	M4 x 15
M35x1,5*	505005600P00	M35 x 1.5	54	12	42	9	5	5	100	725010200P00	M4 x 15
M40x1,5	505000100P14	M40 x 1.5	63	15	46	12	6	6	170	725020200P15	M5 x 20
M50x1,5*	505010900P00	M50 x 1.5	82	16	62	12	6	6	320	725030100P15	M6 x 20
M54x1,5	505000600P14	M54 x 1.5	82	16	62	12	6	6	280	725030100P15	M6 x 20
M55x2*	505011000P00	M55 x 2	82	16	62	12	6	6	270	725030100P15	M6 x 20
M60x2*	505011100P00	M60 x 2	105	16	78	12	8	6	570	725030300P15	M6 x 30
M66x1,5	505001100P14	M66 x 1.5	105	16	78	12	8	6	500	725030300P15	M6 x 30
M78x2	505002000P14	M78 x 2	129	18	92	14	8	10	910	725040200P15	M8 x 35
M90x2	505002600P14	M90 x 2	159	18	104	14	8	10	1450	725040300P15	M8 x 45

NOTE - *NOTES*

- Trattamento superficiale di fosfatazione - *Surface teatment of nitriding.*
- I fori "F" per la chiave di regolazione, sono dimensionati e posizionati in modo tale da ottenere la bilanciatura della ghiera.
  The holes "F" for the adjusting key, are dimensioned and positioned for having the balance of the nut.
- * Modelli disponibili solo su richiesta - *Model available only on request.*

GHIERA BLOCCAGGIO ASSIALE
AXIAL LOCKING NUT

GA

M20 - M90

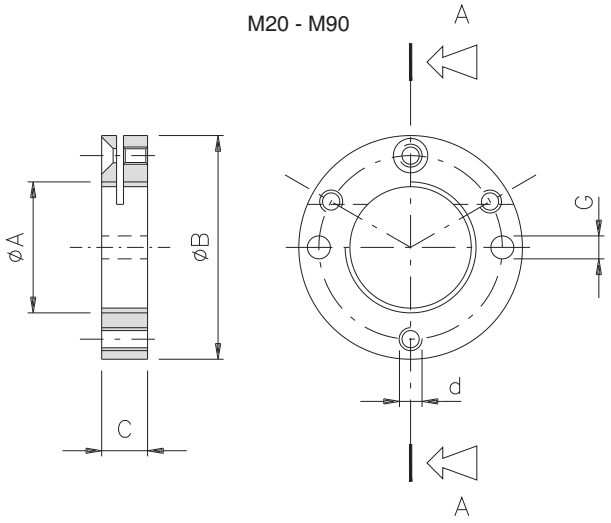

M110 - M220

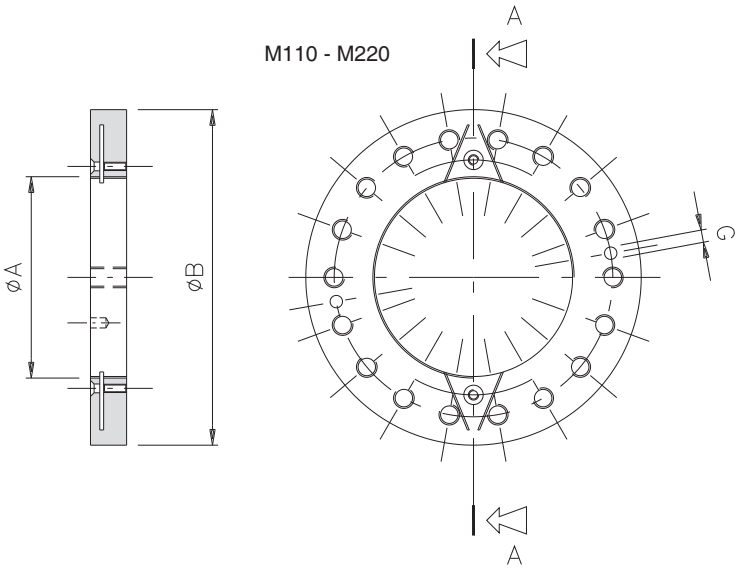

Dimensioni standard - *Standard dimensions*									
Grand. *Sizes*	**In acciaio UNI EN 10083/98 interamente lavorato** *In steel acc.to UNI EN 10083/98 full turned*								
	Codice *Code*	**A**	**B**	**C**	**G**	**d**	**Peso *Weight* (g)**	**Viti - *screws***	
								Codice *Code*	**Dimensioni *Dimensions***
M20x1	505002900P06	M20x1	35	7	4	-	30	724500100P24	1 x VTSEI M3x6
M30x1	505001700P06	M30x1	44	8	4	-	45	724500200P24	1 x VTSEI M3x8
M30x1,5*	505001701P06	M30x1,5	42	15	4	-	150	724500200P24	1 x VTSEI M3x8
M40x1,5	505000200P06	M40x1,5	63	10	6	M5	120	724520100P24	1 x VTSEI M5x8
M54x1,5	505000500P06	M54x1,5	82	10	6	M6	200	724530100P24	1 x VTSEI M6x10
M66x1,5	505001200P06	M66x1,5	105	10	6	M6	360	724530100P24	1 x VTSEI M6x10
M78x2	505002100P06	M78x2	129,5	12	10	M8	700	724540200P24	2 x VTSEI M8x12
M90x2	505002700P06	M90x2	159,5	14	10	M8	1360	724540100P24	2 x VTSEI M8x14
M110x2*	514273000P06	M110x2	193	20	10	-	2650	724540300P24	2 x VTSEI M8x20
M116x2*	505007200P06	M116x2	227	20	10	-	3800	724540300P24	2 x VTSEI M8x20
M136x2*	505005700P06	M136x2	230	20	10	-	3600	724540300P24	2 x VTSEI M8x20
M165x2*	505005500P06	M165x2	287	20	10	-	5800	724540300P24	2 x VTSEI M8x20
M172x2*	505007300P06	M172x2	263	30	10	-	6700	724540300P24	2 x VTSEI M8x20
M195x3*	505006100P06	M195x3	325	35	12	-	12800	724540500P24	4 x VTSEI M8x35
M220x3*	505006200P06	M220x3	388	35	12	-	20100	724540500P24	4 x VTSEI M8x35

NOTE - *NOTES*

- Trattamento superficiale di fosfatazione - *Surface teatment of nitriding.*
- * Modelli disponibili solo su richiesta - *Model available only on request.*

GT

GHIERA A TACCHE
NUT WITH NOTCHES

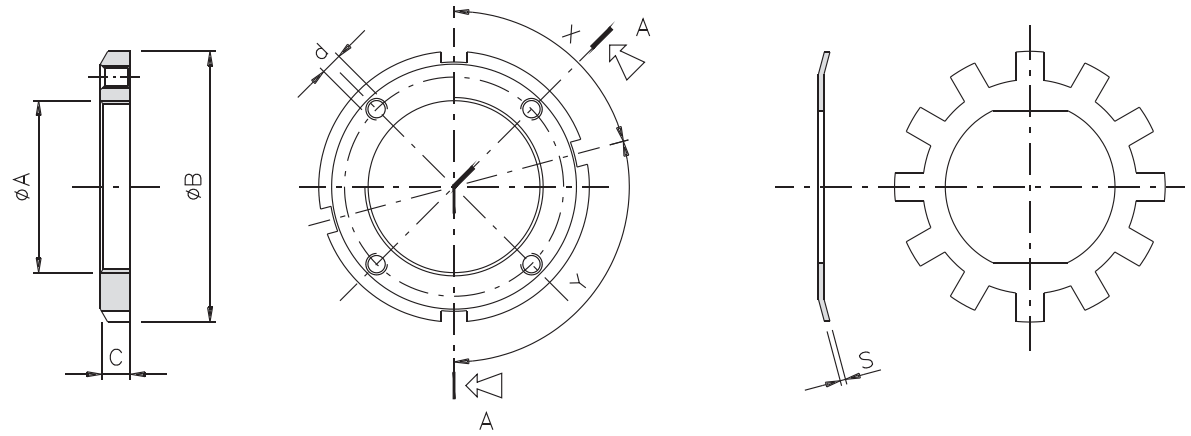

Dimensioni standard - *Standard dimensions*												
Grand. *Size*	Ghiera a tacche - Nut with notches In acciaio UNI EN 10083/98 interamente lavorato *In steel acc.to UNI EN 10083/98 full turned*								Rosetta dentata - *Toothed washer* In acciaio UNI EN 10083/98 interamente lavorato *In steel acc.to UNI EN 10083/98 full turned*			
	Codice *Code*	A	B	C	d	Peso *Weight* (g)	Fase delle tacche *Timing of notches* X°	Fase delle tacche *Timing of notches* Y°	Codice *Code*	S	N° denti No teeth	Peso *Weight* (g)
M12x1	505020100P35	10	32	11	15	55	90	90	505009500P39	0,8	12	2
M20x1	505020000P35	15	40	13	20	103	90	90	505009700P39	0,8	12	4
M30x1	505006800P35	20	45	13	25	122	75	105	505009900P39	1	12	6
M40x1.5	505000400P35	25	50	13	32	141	81	99	505004500P39	1	20	12
M54x1.5	505000700P35	30	55	14	38	174	81	99	505004100P39	1	20	20
M66x1.5	505001300P35	35	63	17	45	297	81	99	505003600P39	1	20	30
M78x2	505002200P35	40	70	17	50	330	82,5	97,5	505003200P39	2	24	60
M90x2	505006900P35	45	80	20	55	610	82,5	97,5	505010000P39	2	24	80

NOTE - *NOTES*

- Trattamento superficiale di fosfatazione - *Surface teatment of nitriding.*
- I fori “F” per la chiave di regolazione, sono dimensionati e posizionati in modo tale da ottenere la bilanciatura della ghiera.
  The holes “F” for the adjusting key, are dimensioned and positioned for having the balance of the nut.





Il nostro ufficio tecnico e la nostra flessibilità produttiva sono sempre a disposizione per qualsiasi esigenza e/o personalizzazione del prodotto

Our technical office and our flexible production capacity are always at your disposal for any product and/or customisation needs





COME RAGGIUNGERCI
HOW TO REACH US

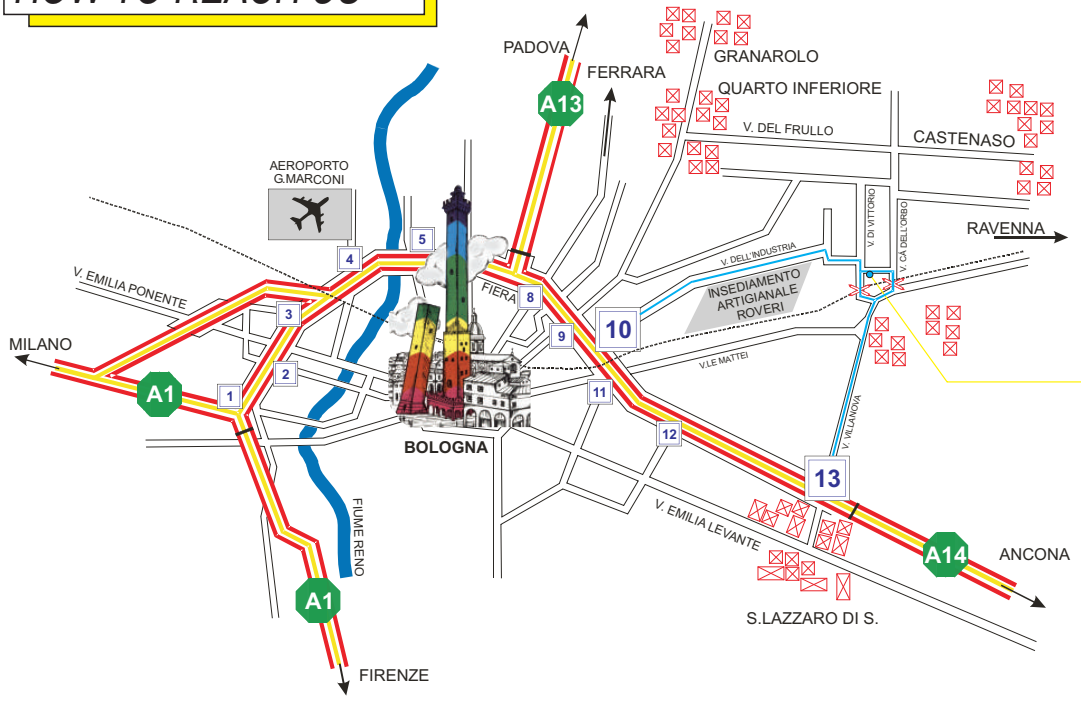

OMC® - ComInTec®



Stabilimento produttivo
Manufacturing factory
via Dell'Artigiano, 9
Villanova di Castenaso
(BO)

PROGRAMMA DI PRODUZIONE

PRODUCTION PROGRAM



ComInTec srl
Via Dell'Artigiano, 9
40050 Villanova di Castenaso
BOLOGNA (ITALY)
TEL. ++39 051 780216 r.a.
FAX ++39 051 782256
e-mail: info@comintec.it
http:// www.comintec.it

OMC - Edizione 04/2007