MVSI-E



Technical features

Power supply
Three-phase voltage from 220V to 690V, 50Hz or 60Hz; variable frequency (in presence of PTC thermistor) from 20Hz to the base frequency with constant torque load profile tipo PWM.

Polarity
2, 4, 6 and 8 poles.

Conformity with Standards and Regulations
ATEX Directive 2014/34/UE;
EN/IEC 60079-0, EN/IEC 60079-7,
EN/IEC 60079-31, EN/IEC 60034-1.

Controls
The components that affect protection are 100% accurately controlled and recorded.

Functioning
Continual service (S1) at maximum declared centrifugal force and electric power.

Centrifugal force
Range extended up to 11160 kgf. (109 kN), adjustable in a continuous linear mode with variation of the position of the eccentric weights.

Mechanical protection
IP 66 according to IEC/EN 60529.

Protection against mechanical impacts
IK 08 according to IEC/EN 62262.

Insulation class
Class F (155°C).

Tropicalization
Standard on all vibrators, with vacuum encapsulation up to size AF 33 and 35, with “drop by drop” trickle system for larger sizes.

Ambient temperature
From -20°C to +40°C, on request it is possible to have vibrators for max. ambient temperatures of +55°C.

Vibrator thermal protection
Standard PTC rated thermistor heat detectors 130°C from size 70, on request for smaller sizes. On request, thermistors with different temperatures and anti-condensation heaters.

Fixing of the vibrator
In all positions and therefore without restriction.

Lubrication
All vibrators are lubricated in the factory and do not require further lubrication at start-up.

Terminal box
Large terminal box to facilitate electrical connection.
Special shaped terminals allow for the power supply cable to be secured, whilst protecting it from loosening.

Electric motor
Three-phase asynchronous type. Designed for maximum starting torques and torque curves specific to requirements of vibrating machines. Insulated windings using vacuum encapsulating up to sizes AF33 and 35 included; using the “drop by drop” trickle system with class H resin for larger sizes.
The rotor is die cast aluminium.

Casing
In high-tensile aluminium alloy up to size 60, in spheroidal cast iron for larger sizes.

Bearing flange
Constructed in cast iron (spheroidal or grey) or in aluminium with steel bearing seat. The geometry of the flange transmits the load to the casing uniformly.

Bearings
Custom made with particular geometry, especially designed for Italvibras, suitable to support both high radial and axial loads.

The MVSI-E series has been designed for use in industrial processes where explosive gas and dust particles are present. In compliance with ATEX Directive (2014/34/UE) and in compliance with IECEx Scheme.

In particular, the MVSI-E series can be used in areas 1 and 2 (gas) and in areas 21 and 22 (dusts):

Category: II2D & II2G

Level of protection:
Ex tb IIIC T...°C Db

Temperature class:

see tables

EC certificate:

LCIE 05 ATEX 6163 X

Zones of use:

21, 22

Motor shaft
In treated steel alloy (Isothermic hardening) resistant to stress.

Eccentric weights
Allow adjustment of the centrifugal force. This adjustment is realized by a graduated scale, which expresses the centrifugal force as a percentage of the maximum centrifugal force.
A patented system, called ARS, prevents adjustment errors.

Weight covers
In aluminium alloy.

Painting / Surface coating
Electrostatic surface treatment based on polymerised epoxy polyester powder in oven at 200°C. Tested in salt spray for 500 hours.

Other mounting bolt patterns are available. For further details please contact sales offices at Italvibras. The technical data and models listed in this catalogue are not binding. Italvibras reserves the right to modify them without prior notice.

Certifications

Compliance with the applicable European Union directives.

II2G II2D (2014/34/UE)
Ex e IIC T3/T4 Gb
Ex tb IIIC T…°C Db
EN 60079-0
EN 60079-7
EN 60079-31

Ex e IIC T3/T4 Gb
Ex tb IIIC T…°C Db
IEC 60079-0
IEC 60079-7
IEC 60079-31

Certification for Eurasian Customs Union
N° TC RU C-IT.ГБ08.B.02190

KOSHA Korea
Certificate n° 11-AVG BO-0346/7/8/9/50/51
Ex e IIT3/T4
Ex td A21 IP66

MVSI-E

2 poles - 3.000/3.600 rpm

Three-phase

DESCRIPTION			MECHANICAL SPECIFICATIONS								ELECTRICAL SPECIFICATIONS									
			Static moment*		Centrifugal force				Weight				Max input power		Power rating		Max. current			
			kgmm		kg		kN		kg				W		W		A			
Code	Type	SIZE	50Hz	60Hz	50Hz	60Hz	50Hz	60Hz	50Hz	60Hz	Temp. class (G)	Temp. class (D)	50Hz	60Hz	50Hz	60Hz	400V 50Hz	460V 60Hz	tE (s)	Ia/In
6E0311	**MVSI 3/100E-S02 Δ**	00	12,1	12,1	**122**	**176**	**1,20**	**1,72**	5,2	5,2	T3	120°C	180	180	120	120	-	-	30	2,68
											T4		105	105	80	80	-	-	20	3,48
6E0312	**MVSI 3/200E-S02 Δ**	01	20,2	16,2	**203**	**234**	**1,99**	**2,29**	5,8	5,5	T3	120°C	180	180	120	120	-	-	30	2,68
6E0313	**MVSI 3/300E-S02**	10	30,0	22,5	**302**	**326**	**2,96**	**3,20**	9,0	8,6	T3	120°C	260	270	210	210	0,57	0,50	18	3,50
											T4		230	230	172	172	0,48	0,41	12	4,20
6E0314	**MVSI 3/500E-S02**	20	58,0	34,8	**584**	**504**	**5,72**	**4,94**	14,3	13,3	T3	120°C	500	500	300	300	0,76	6,67	12	4,20
											T4		350	360	210	210	0,57	0,50	8	5,60
6E0381	**MVSI 3/800E-S02**	30	74,5	55,9	**750**	**810**	**7,35**	**7,94**	19,6	19,0	T3	120°C	550	570	405	405	0,95	0,83	12	4,20
											T4		390	400	290	290	0,72	0,64	8	5,52
6E0513	**MVSI 3/1100E-S02**	35	110	73,0	**1105**	**1057**	**10,8**	**10,4**	24,0	23,0	T3	120°C	550	600	350	350	0,86	0,75	15	3,88
											T4		460	500	290	290	0,76	0,67	11	4,37
6E0491	**MVSI 3/1300E-S08**	AF33	128	91,6	**1290**	**1327**	**12,7**	**13,0**	27,0	25,7	T4	200°C	700	750	500	500	1,24	1,07	6	6,40
6E0504	**MVSI 3/1500E-S08**	AF33	146	110	**1470**	**1595**	**14,4**	**15,6**	25,3	24,0	T4	200°C	700	750	500	500	1,24	1,07	6	6,40
6E0502	**MVSI 3/1600E-S02**	50	153	102	**1545**	**1483**	**15,2**	**14,5**	32,0	30,5	T3	200°C	1010	1070	720	720	1,62	1,40	6	9,29
											T4		830	910	660	660	1,43	1,25	6	7,30
6E0503	**MVSI 3/1800E-S02**	50	179	128	**1802**	**1853**	**17,7**	**18,2**	33,0	31,5	T3	200°C	1010	1070	720	720	1,62	1,40	6	9,29
6E0256	**MVSI 3/2010E-S90**	AF50	205	128	**2059**	**1853**	**20,2**	**18,2**	48,7	46,3	T3	200°C	1110	1150	960	960	1,90	1,66	7	5,90
6E0257	**MVSI 3/2310E-S90**	AF50	230	153	**2316**	**2224**	**22,7**	**21,8**	49,6	47,1	T3	200°C	1110	1150	960	960	1,90	1,66	7	5,90
6E0472	**MVSI 3/5000E-S02**	AF70	515	344	**5187**	**4979**	**50,9**	**48,8**	109	105	T3	135°C	3000	3000	2600	2600	4,75	4,20	5	8,00

* Working moment = 2 x static moment. Δ Available only in versions 127/220V 50Hz three-phase, 200/346V 50Hz three-phase and 210/363V 60Hz three-phase.

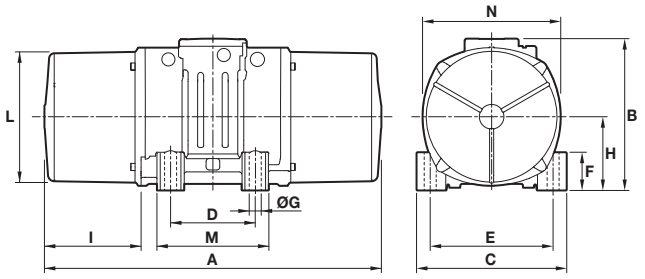

Fig. A

DIMENSIONAL SPECIFICATIONS (mm)

Type	Fig.	A	B	C	Holes D	E	ØG	N°	F	H	I	L	M	N	Cable entry thread
MVSI 3/100E-S02 Δ	**A**	211	150	125	**62-74****	**106**	**9**	**4**	22	61	46	103	98	117	M20x1,5
MVSI 3/200E-S02 Δ	**A**	235	150	125	**62-74****	**106**	**9**	**4**	22	61	58	103	98	117	M20x1,5
MVSI 3/300E-S02	**A**	255	171	152	**90**	**125**	**13**	**4**	28	73	54	127	128	141	M20x1,5
MVSI 3/500E-S02	**A**	288	203	167	**105**	**140**	**13**	**4**	30	82,5	65	145	146	160	M25x1,5
MVSI 3/800E-S02	**A**	308	211	205	**120**	**170**	**17**	**4**	45	93,5	63	170	174	182	M25x1,5
MVSI 3/1100E-S02	**A**	435	224	205	**120**	**170**	**17**	**4**	42	104,5	117,5	187	162	203	M25x1,5
MVSI 3/1300E-S08	**A**	375	217	215	**100**	**180**	**17**	**4**	47	93,5	106	170	145	182	M25x1,5
MVSI 3/1500E-S08	**A**	375	217	215	**100**	**180**	**17**	**4**	47	93,5	106	170	145	182	M25x1,5
MVSI 3/1600E-S02	**A**	430	244	230	**140**	**190**	**17**	**4**	45	116	99	207	190	225	M25x1,5
MVSI 3/1800E-S02	**A**	430	244	230	**140**	**190**	**17**	**4**	45	116	99	207	190	225	M25x1,5
MVSI 3/2010E-S90	**A**	465	230	230	**140**	**190**	**17**	**4**	49	104	105	186	180	200	M25x1,5
MVSI 3/2310E-S90	**A**	465	230	230	**140**	**190**	**17**	**4**	49	104	105	186	180	200	M25x1,5
MVSI 3/5000E-S02	**A**	560	290	310	**155**	**255**	**25**	**4**	90	130	137	238	210	253	M25x1,5

tE (s) = set time tE from IEC/EN 60079-7. Ia/In = ratio between start-up current and maximum current. ** Slot.

Several sizes are available with different mounting bolt patterns. Please contact sales office at Italvibras.

MVSI-E

4 poles - 1.500/1.800 rpm

Three-phase

DESCRIPTION			MECHANICAL SPECIFICATIONS								ELECTRICAL SPECIFICATIONS									
			Static moment*		Centrifugal force				Weight				Max input power		Power rating		Max. current			
			kgmm		kg		kN		kg				W		W		A			
Code	Type	SIZE	50Hz	60Hz	50Hz	60Hz	50Hz	60Hz	50Hz	60Hz	Temp. class (G)	Temp. class (D)	50Hz	60Hz	50Hz	60Hz	400V 50Hz	460V 60Hz	tE (s)	Ia/In
6E1367	**MVSI 15/200E-S02**	10	84,2	58,8	**213**	**214**	**2,09**	**2,10**	11,7	10,7	T3	120°C	203	-	90	-	0,45	-	35	2,04
											T4		170	175	94	95	0,39	0,40	28	2,34
6E1372	**MVSI 15/400E-S02**	20	163	113	**412**	**411**	**4,04**	**4,03**	18,5	16,5	T3	120°C	300	320	200	230	0,57	0,52	18	3,33
											T4		285	270	180	200	0,52	0,46	16	3,63
6E1373	**MVSI 15/550E-S02**	20	219	163	**552**	**592**	**5,42**	**5,81**	20,7	18,5	T3	120°C	300	320	200	230	0,57	0,52	18	3,33
											T4		285	270	180	200	0,52	0,46	16	3,63
6E1408	**MVSI 15/700E-S02**	30	286	209	**720**	**760**	**7,06**	**7,46**	26,2	24,5	T3	120°C	460	500	310	380	0,86	0,85	17	3,5
											T4		360	420	240	310	0,72	0,70	12	4,2
6E1524	**MVSI 15/1100E-S02**	35	415	271	**1045**	**982**	**10,3**	**9,63**	32,5	30,5	T4	120°C	370	450	285	340	0,81	0,83	13	4
6E1217	**MVSI 15/1410E-S02**	40	561	400	**1413**	**1449**	**13,9**	**14,2**	41,2	37,5	T3	120°C	900	950	660	730	1,38	1,32	13	4
											T4		630	700	460	505	1,05	1,00	8	5,36
6E1219	**MVSI 15/1710E-S02**	50	715	485	**1798**	**1757**	**17,6**	**17,2**	47,8	42,5	T3	120°C	1100	1150	730	800	1,90	1,82	9	4,95
											T4		630	700	480	530	1,33	1,27	5,5	7
6E1267	**MVSI 15/2000E-S02**	50	817	561	**2054**	**2033**	**20,1**	**19,9**	50,5	44,5	T3	150°C	1100	1150	730	800	1,90	1,82	9	4,95
											T4		630	700	480	530	1,33	1,27	5,5	7
6E1220	**MVSI 15/2410E-S08**	60	962	674	**2420**	**2444**	**23,7**	**24,0**	70,0	63,5	T3	150°C	1600	1700	1340	1470	3,04	3,20	7	6
											T4		1150	1250	880	970	2,47	2,30	5,5	7,5
6E1268	**MVSI 15/3000E-S08**	60	1235	858	**3106**	**3107**	**30,5**	**30,5**	80,0	71,0	T3	150°C	1280	1150	1000	1200	3,14	3,10	5,5	7,42
											T4		1150	1400	900	1080	2,85	2,85	5,5	8,16
6E1221	**MVSI 15/3810E-S02**	70	1526	1034	**3840**	**3744**	**37,7**	**36,7**	119	110	T3	135°C	2200	2400	1780	1960	3,71	3,50	6	7,17
											T4		1850	1950	1500	1650	3,14	3,00	6	8,42
6E1269	**MVSI 15/4300E-S02**	70	1720	1173	**4326**	**4250**	**42,4**	**41,7**	123	117	T3	135°C	2200	2400	1780	1960	3,71	3,50	6	7,17
											T4		1850	1950	1500	1650	3,14	3,00	6	8,42
6E1211	**MVSI 15/5010E-S02**	80	1990	1364	**5007**	**4911**	**49,1**	**48,5**	161	153	T3	135°C	3200	3700	2560	2800	5,70	5,45	6	7
6E1447	**MVSI 15/6000E-S02**	80	2248	1677	**5654**	**6075**	**55,5**	**59,6**	164	155	T3	135°C	3200	3700	2560	2800	5,70	4,45	6	7
6E1204	**MVSI 15/9500E-S02**	97	3346	2462	**8416**	**8916**	**82,6**	**87,5**	306	292	T3	135°C	7300	7900	5925	6500	11,60	11,0	5,5	7

* Working moment = 2 x static moment.

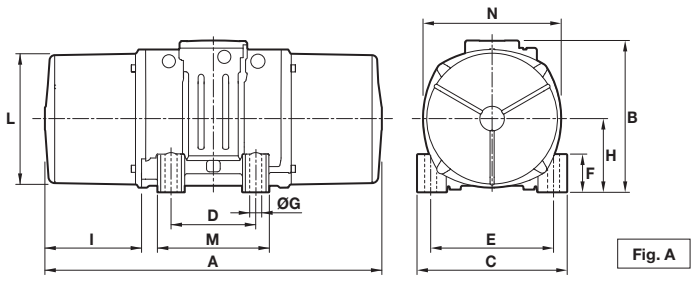

Fig. A

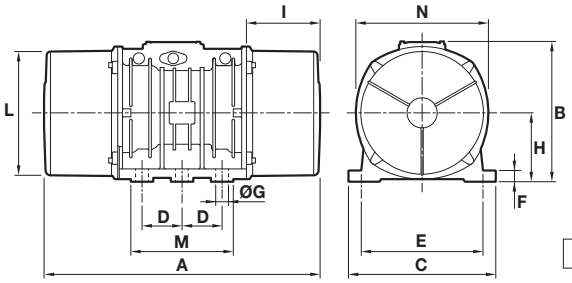

Fig. C

DIMENSIONAL SPECIFICATIONS (mm)

Type	Fig.	A	B	C	Holes D	Holes E	Holes ØG	Holes N°	F	H	I	L	M	N	Cable entry thread
MVSI 15/200E-S02	**A**	301	171	152	**90**	**125**	**13**	**4**	28	73	77	127	128	141	M20x1,5
MVSI 15/400E-S02	**A**	344	203	167	**105**	**140**	**13**	**4**	30	82,5	93	145	146	160	M25x1,5
MVSI 15/550E-S02	**A**	386	203	167	**105**	**140**	**13**	**4**	30	82,5	114	145	146	160	M25x1,5
MVSI 15/700E-S02	**A**	394	211	205	**120**	**170**	**17**	**4**	45	93,5	106	170	174	182	M25x1,5
MVSI 15/1100E-S02	**A**	435	224	205	**120**	**170**	**17**	**4**	42	104,5	117,5	187	162	203	M25x1,5
MVSI 15/1410E-S02	**A**	448	244	230	**140**	**190**	**17**	**4**	45	116	108	207	190	225	M25x1,5
MVSI 15/1710E-S02	**A**	500	244	230	**140**	**190**	**17**	**4**	45	116	134	207	190	225	M25x1,5
MVSI 15/2000E-S02	**A**	574(50Hz) 500(60Hz)	244	230	**140**	**190**	**17**	**4**	45	116	171(50Hz) 134(60Hz)	207	190	225	M25x1,5
MVSI 15/2410E-S08	**A**	537	272	275	**155**	**225**	**22**	**4**	70	130	137	238	210	253	M25x1,5
MVSI 15/3000E-S08	**A**	617	272	275	**155**	**225**	**22**	**4**	70	130	177	238	210	253	M25x1,5
MVSI 15/3810E-S02	**A**	584	321	310	**155**	**255**	**23,5**	**4**	77	157	137	277	215	295	M25x1,5
MVSI 15/4300E-S02	**A**	666(50Hz) 584(60Hz)	321	310	**155**	**255**	**23,5**	**4**	77	157	178(50Hz) 137(60Hz)	277	215	295	M25x1,5
MVSI 15/5010E-S02	**A**	630	347	340	**180**	**280**	**26**	**4**	80	165	150	303	240	320	M32x1,5
MVSI 15/6000E-S02	**A**	630	347	340	**180**	**280**	**26**	**4**	80	165	150	303	240	320	M32x1,5
MVSI 15/9500E-S02	**C**	862	437	460	**125**	**380**	**39**	**6**	35	215	230	387	320	414	M32x1,5

tE (s) = set time tE from IEC/EN 60079-7. Ia/In = ratio between start-up current and maximum current.

Several sizes are available with different mounting bolt patterns. Please contact sales office at Italvibras.

MVSI-E

6 poles - 1.000/1.200 rpm

Three-phase

DESCRIPTION			MECHANICAL SPECIFICATIONS								ELECTRICAL SPECIFICATIONS									
			Static moment*		Centrifugal force				Weight				Max input power		Power rating		Max. current			
			kgmm		kg		kN		kg				W		W		A			
Code	Type	SIZE	50Hz	60Hz	50Hz	60Hz	50Hz	60Hz	50Hz	60Hz	Temp. class (G)	Temp. class (D)	50Hz	60Hz	50Hz	60Hz	400V 50Hz	460V 60Hz	tE (s)	Ia/In
6E2298	**MVSI 10/200E-S02**	20	163	163	**183**	**264**	**1,80**	**2,59**	18,1	18,1	T4	120°C	185	200	100	110	0,48	0,45	25	2,72
6E2314	**MVSI 10/310E-S02**	30	286	209	**321**	**338**	**3,15**	**3,32**	25,7	24,0	T4	120°C	320	350	201	221	0,67	0,65	25	2,81
6E2402	**MVSI 10/550E-S02**	35	457	457	**512**	**737**	**5,02**	**7,23**	32,6	32,6	T4	120°C	350	380	240	264	0,71	0,68	26	2,4
6E2380	**MVSI 10/810E-S08**	40	723	561	**809**	**905**	**7,94**	**8,88**	44,0	40,0	T3	135°C	680	730	448	490	1,33	1,27	25	2,78
											T4		500	540	290	320	1,05	1,00	17	3,54
6E2381	**MVSI 10/1110E-S08**	50	1012	715	**1132**	**1151**	**11,1**	**11,3**	55,8	48,8	T3	135°C	750	690	550	550	1,57	1,36	19	3,33
											T4		480	500	300	300	1,24	1,00	13	4,23
6E2382	**MVSI 10/1400E-S08**	50	1274	921	**1424**	**1483**	**14,0**	**14,5**	63,0	55,5	T3	135°C	750	690	550	550	1,57	1,36	19	3,33
											T4		480	500	300	300	1,24	1,00	13	4,23
6E2406	**MVSI 10/1610E-S08**	60	1464	962	**1638**	**1549**	**16,1**	**15,2**	80,0	70,0	T3	135°C	1100	1200	825	900	2,09	2,00	15	3,63
											T4		850	950	615	675	1,81	1,70	10	4,73
6E2407	**MVSI 10/2100E-S08**	60	1927	1318	**2154**	**2102**	**21,1**	**20,6**	92,0	82,0	T3	135°C	1500	1700	940	1020	2,85	2,75	9	4,50
											T4		1050	1200	750	820	2,19	2,10	8	4,89
6E2167	**MVSI 10/2610E-S02**	70	2326	1720	**2601**	**2747**	**25,5**	**26,9**	130	116	T3	135°C	1960	2100	1580	1700	3,9	3,7	8	5,31
6E2230	**MVSI 10/3000E-S02**	70	2690	1940	**3007**	**3124**	**29,5**	**30,6**	145	130	T3	135°C	2200	2400	1630	1770	4,28	4,30	8	4,82
											T4		1770	1900	1350	1470	3,71	3,60	5	5,56
6E2154	**MVSI 10/3810E-S02**	80	3422	2380	**3826**	**3831**	**37,5**	**37,6**	188	170	T3	135°C	2200	2700	1575	1730	4,85	4,60	7	5,88
											T4		2000	2200	1500	1650	4,28	4,00	6	6,66
6E2204	**MVSI 10/4700E-S02**	80	4206	2887	**4701**	**4648**	**46,1**	**46,0**	204	183	T3	135°C	3100	3500	2500	2770	6,18	6,00	10	5,23
											T4		2550	3000	2100	2290	5,42	5,20	6	5,96
6E2350	**MVSI 10/5150E-S02**	80	4678	3230	**5230**	**5200**	**51,3**	**51,0**	225	200	T3	135°C	3100	3500	2500	2770	6,18	6,00	10	5,23
											T4		2550	3000	2100	2290	5,42	5,20	6	5,96
6E2138	**MVSI 10/5200E-S02**	90	4658	3288	**5208**	**5293**	**51,1**	**51,9**	238	215	T3	135°C	3500	3650	2590	2700	6,65	6,1	10	4,64
6E2351	**MVSI 10/5700E-S02**	90	5044	3478	**5650**	**5600**	**55,4**	**54,9**	240	220	T3	135°C	3500	3650	2590	2700	6,65	6,1	10	4,64
6E2136	**MVSI 10/6600E-S02**	97	6083	3979	**6799**	**6405**	**66,7**	**62,8**	308	280	T3	135°C	4200	4800	3360	3550	7,6	7	5,3	6,67
6E2137	**MVSI 10/10000E-S02**	97	8673	5664	**9695**	**9117**	**95,1**	**89,4**	372	332	T3	135°C	5400	5900	4500	4800	9,98	9,1	7	6
6E2349	**MVSI 10/11200E-S02**	97	9983	6896	**11160**	**11100**	**109**	**109**	398	358	T3	135°C	5400	5900	4500	4800	9,98	9,1	7	6

* Working moment = 2 x static moment.

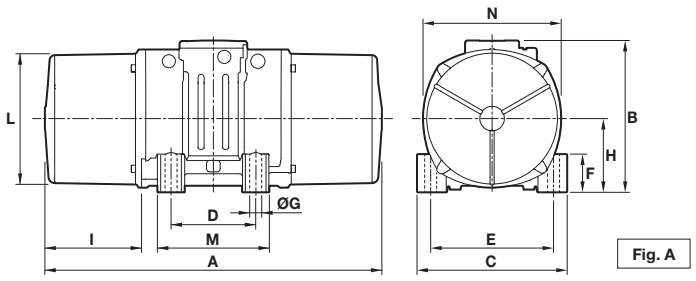

Fig. A

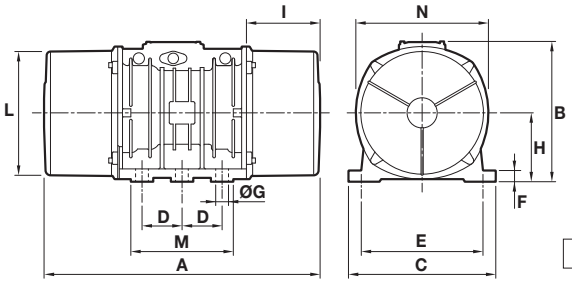

Fig. C

DIMENSIONAL SPECIFICATIONS (mm)

Type	Fig.	A	B	C	Holes D	Holes E	Holes ØG	Holes N°	F	H	I	L	M	N	Cable entry thread
MVSI 10/200E-S02	**A**	344	203	167	**105**	**140**	**13**	**4**	30	82,5	93,0	145	140	160	M25x1,5
MVSI 10/310E-S02	**A**	394	211	205	**120**	**170**	**17**	**4**	45	93,5	106	170	174	182	M25x1,5
MVSI 10/550E-S02	**A**	435	224	205	**120**	**170**	**17**	**4**	42	104,5	117,5	187	162	203	M25x1,5
MVSI 10/810E-S08	**A**	500(50Hz) 448(60Hz)	244	230	**140**	**190**	**17**	**4**	45	116	134(50Hz) 108(60Hz)	207	190	225	M25x1,5
MVSI 10/1110E-S08	**A**	574	244	230	**140**	**190**	**17**	**4**	45	116	171	207	190	225	M25x1,5
MVSI 10/1400E-S08	**A**	620(50Hz) 574(60Hz)	244	230	**140**	**190**	**17**	**4**	45	116	194(50Hz) 171(60Hz)	207	190	225	M25x1,5
MVSI 10/1610E-S08	**A**	617(50Hz) 537(60Hz)	272	275	**155**	**225**	**22**	**4**	70	130	177(50Hz) 137(60Hz)	238	210	253	M25x1,5
MVSI 10/2100E-S08	**A**	663(50Hz) 617(60Hz)	272	275	**155**	**225**	**22**	**4**	70	130	200(50Hz) 177(60Hz)	238	210	253	M25x1,5
MVSI 10/2610E-S02	**A**	666	321	310	**155**	**255**	**23,5**	**4**	77	157	178	277	215	295	M25x1,5
MVSI 10/3000E-S02	**A**	712	321	310	**155**	**255**	**23,5**	**4**	77	157	201	277	215	295	M25x1,5
MVSI 10/3810E-S02	**A**	734	347	340	**180**	**280**	**26**	**4**	80	165	200	303	240	320	M32x1,5
MVSI 10/4700E-S02	**A**	796	347	340	**180**	**280**	**26**	**4**	80	165	233	303	240	320	M32x1,5
MVSI 10/5150E-S02	**A**	826	347	340	**180**	**280**	**26**	**4**	80	165	248	303	240	320	M32x1,5
MVSI 10/5200E-S02	**A**	744	370	390	**200**	**320**	**28**	**4**	90	180	192	330	270	350	M32x1,5
MVSI 10/5700E-S02	**A**	840	370	390	**200**	**320**	**28**	**4**	90	180	240	330	270	350	M32x1,5
MVSI 10/6600E-S02	**C**	750	437	460	**125**	**380**	**39**	**6**	35	215	174	387	320	414	M32x1,5
MVSI 10/10000E-S02	**C**	862	437	460	**125**	**380**	**39**	**6**	35	215	230	387	320	414	M32x1,5
MVSI 10/11200E-S02	**C**	912	437	460	**125**	**380**	**39**	**6**	35	215	255	387	320	414	M32x1,5

tE (s) = set time tE from IEC/EN 60079-7. Ia/In = ratio between start-up current and maximum current.

Several sizes are available with different mounting bolt patterns. Please contact sales office at Italvibras.

MVSI-E

8 poles - 750/900 rpm

Three-phase

DESCRIPTION			MECHANICAL SPECIFICATIONS								ELECTRICAL SPECIFICATIONS									
			Static moment*		Centrifugal force				Weight				Max input power		Power rating		Max. current			
			kgmm		kg		kN		kg				W		W		A			
Code	Type	SIZE	50Hz	60Hz	50Hz	60Hz	50Hz	60Hz	50Hz	60Hz	Temp. class (G)	Temp. class (D)	50Hz	60Hz	50Hz	60Hz	400V 50Hz	460V 60Hz	tE (s)	Ia/In
6E2568	**MVSI 075/150E-S02**	20	163	163	**104**	**149**	**1,02**	**1,46**	18,1	18,1	T3	130°C	230	250	100	110	0,67	0,64	25	2,00
6E2575	**MVSI 075/250E-S02**	30	286	286	**181**	**260**	**1,76**	**2,55**	26,2	26,2	T3	130°C	350	350	190	205	0,86	0,80	25	2,47
6E2615	**MVSI 075/400E-S02**	35	457	457	**288**	**415**	**2,83**	**4,07**	32,6	32,6	T4	120°C	280	300	135	150	0,57	0,56	30	1,66
6E2609	**MVSI 075/660E-S08**	40	723	723	**456**	**656**	**4,47**	**6,44**	44,0	44,0	T3	120°C	500	525	275	302	1,14	1,10	30	2,15
6E2610	**MVSI 075/910E-S08**	50	1012	1012	**637**	**917**	**6,25**	**9,00**	55,8	55,8	T3	120°C	600	670	336	380	1,33	1,30	30	2,14
											T4		450	500	225	255	1,14	1,10	25	2,50
6E2618	**MVSI 075/1310E-S08**	60	1464	1464	**922**	**1327**	**9,04**	**13,00**	80,0	80,0	T3	150°C	950	1100	646	740	2,09	2,10	30	2,63
6E2891	**MVSI 075/2110E-S02**	70	2326	2326	**1463**	**2107**	**14,40**	**20,70**	130	130	T3	135°C	1500	1650	1065	1225	3,61	3,60	15	4,18
6E2884	**MVSI 075/3110E-S02**	80	3421	3421	**2152**	**3099**	**21,10**	**30,40**	188	188	T3	135°C	2000	2200	1460	1600	5,13	5,00	13	3,96
6E2515	**MVSI 075/3800E-S02**	80	4206	4206	**2645**	**3808**	**25,90**	**37,40**	204	204	T3	135°C	2500	3000	1800	2100	5,70	6,00	14	4,00
6E2862	**MVSI 075/4200E-S02**	90	4658	4658	**2930**	**4218**	**28,70**	**41,40**	238	238	T3	135°C	2630	2990	1900	2180	6,18	6,20	14	3,84
6E2826	**MVSI 075/5300E-S02**	90	5838	5838	**3672**	**5287**	**36,00**	**51,90**	268	268	T3	135°C	3520	3800	2570	2775	7,79	7,40	14	3,80
6E2870	**MVSI 075/10000E-S02**	97	12390	10973	**7792**	**9937**	**76,40**	**97,50**	438	419	T3	135°C	5100	5800	4100	4500	11,40	11,00	17	3,50

* Working moment = 2 x static moment.

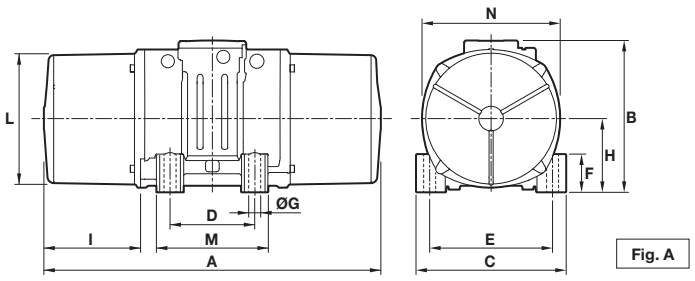

Fig. A

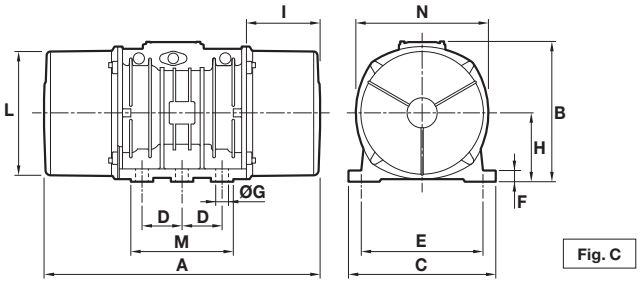

Fig. C

DIMENSIONAL SPECIFICATIONS (mm)

Type	Fig.	A	B	C	Holes D	Holes E	Holes ØG	Holes N°	F	H	I	L	M	N	Cable entry thread
MVSI 075/150E-S02	**A**	344	203	167	**105**	**140**	**13**	**4**	30	82,5	93	145	146	160	M25x1,5
MVSI 075/250E-S02	**A**	394	211	205	**120**	**170**	**17**	**4**	45	93,5	106	170	174	182	M25x1,5
MVSI 075/400E-S02	**A**	435	224	205	**120**	**170**	**17**	**4**	42	104,5	117,5	187	162	203	M25x1,5
MVSI 075/660E-S08	**A**	500	244	230	**140**	**190**	**17**	**4**	45	116	134	207	190	225	M25x1,5
MVSI 075/910E-S08	**A**	574	244	230	**140**	**190**	**17**	**4**	45	116	171	207	190	225	M25x1,5
MVSI 075/1310E-S08	**A**	617	272	275	**155**	**225**	**22**	**4**	70	130	177	238	210	253	M25x1,5
MVSI 075/2110E-S02	**A**	666	321	310	**155**	**255**	**23,5**	**4**	77	157	178	277	215	295	M25x1,5
MVSI 075/3110E-S02	**A**	734	347	340	**180**	**280**	**26**	**4**	80	165	202	303	240	320	M32x1,5
MVSI 075/3800E-S02	**A**	796	347	340	**180**	**280**	**26**	**4**	80	165	233	303	240	320	M32x1,5
MVSI 075/4200E-S02	**A**	744	370	390	**200**	**320**	**28**	**4**	90	180	192	330	270	350	M32x1,5
MVSI 075/5300E-S02	**A**	840	370	390	**200**	**320**	**28**	**4**	90	180	240	330	270	350	M32x1,5
MVSI 075/10000E-S02	**C**	1002	437	460	**125**	**380**	**39**	**6**	35	215	300	387	320	414	M32x1,5

tE (s) = set time tE from IEC/EN 60079-7. Ia/In = ratio between start-up current and maximum current.

Several sizes are available with different mounting bolt patterns. Please contact sales office at Italvibras.