MVSI-TS



Technical features

Power supply
Three-phase voltage from 48V to 690V, 50Hz or 60Hz; suitable for use with an inverter from 20Hz to the base frequency, with constant torque load profile.

Polarity
4, 6 and 8 poles.

Conformity with Standards and Regulations
Low Voltage Directive 2006/95/EC;
EN/IEC 60034-1;
UL 1004-1, CSA C22.2 No.100, NEMA MG-1.

Functioning
Continual service (S1) at maximum declared centrifugal force and electric power. Intermittent services are also possible depending on the type of vibrator and the operating conditions. For detailed information contact our technical assistance office.

Centrifugal force
Range extended up to 30500 kgf. (300 kN), with centrifugal force adjustable by varying eccentric weights position..

Mechanical protection
IP 66 according to IEC/EN 60529.

Protection against mechanical impacts
IK 08 according to IEC/EN 62262.

Insulation class
Class F (155°C), class H (180°C) on request.

Tropicalization
Standard on all vibrators with “drop by drop” trickle system.

Ambient temperature
From -20°C to +40°C. Versions for higher or lower temperatures are available on request.

Vibrator thermal protection
Standard PTC rated thermistor heat detectors 130°C from size 70, on request for smaller sizes. On request, thermistors with different temperatures and anti-condensation heaters.

Fixing of the vibrator
In all positions and therefore without restriction.

Lubrication
All vibrators are correctly lubricated in the factory and do not require further lubrication at start-up.

Terminal box
Large terminal box to facilitate electrical connection.
Special shaped terminals allow for the power supply cable to be secured, whilst protecting it from loosening.

Electric motor
Three-phase asynchronous type. Designed for maximum starting torques and torque curves specific to vibrating machines.
Insulated windings using the “drop by drop” trickle system with class H resin.
The rotor is die cast aluminium.

Casing
In high-tensile aluminium alloy up to size 60, in spheroidal cast iron for larger sizes.

Bearing flange
Constructed in cast iron (spheroidal or grey). The geometry of the flange transmits the load to the casing uniformly.

Bearings
Custom made with particular geometry, especially designed for Italvibras, suitable to support both high radial and axial loads.

Motor shaft
In treated steel alloy (Isothermic hardening) resistant to stress.

The MVSI-TS series, obtained directly from the MVSI series, is characterised by the split weight covers. The weight cover is divided into two halves that can be removed in a radial direction, instead of axial direction as it happens for standard weight cover. According to requirements it is possible to mount one or two split weight covers.

The MVSI-TS series is indispensable in those applications where the position of the vibrator in the vibrating machine makes it difficult to axially remove the weight cover, while it has space to carry this out in a radial direction.

MVSI-TS has range extended up to 30500kgf (300kN).

Eccentric weights
Allow adjustment of the centrifugal force. This adjustment is realized by a graduated scale, which expresses the centrifugal force as a percentage of the maximum centrifugal force.
A patented system, called ARS, prevents adjustment errors.

Weight covers
In aluminium alloy, dismountable to allow disassembly in a radial direction. On request vibrators can be supplied with 1 or 2 displit covers.

Painting / Surface coating
Electrostatic surface treatment based on epoxy polyester powder polymerised in oven at 200°C. Tested in salt spray fro 500 hours. On request on MVSI-TS series other surface coatings may be available, see page 14.

Other mounting bolt patterns are available. For further details please contact sales offices at Italvibras.
The technical data and models listed in this catalogue are not binding. Italvibras reserves the right to modify them without prior notice.

Certifications

CE
Compliance with the applicable European Union directives.

EAC
Certification for Eurasian Customs Union
N° TC N RU Д-IT.АЛ33.B.02527

c SP us
Standard CAN/CSA – C22.2, N°.100-95,
Certificate n° LR 100948
Class 4211 01 - Motors and generators
UL 1004-1 – Rotating Electrical Machines – General Requirements

c SP us
Version MVSI-TS-C available on request
Class I Div.2, Groups ABCD
Standard CAN/CSA – C22.2

MVSI-TS

4 poles - 1.500/1.800 rpm

Three-phase

DESCRIPTION				MECHANICAL SPECIFICATIONS								ELECTRICAL SPECIFICATIONS					
				Static moment* kgmm		Centrifugal force kg			kN	Weight kg		Max input power W		Max. current A		Ia/In	
Code	Type	SIZE		50Hz	60Hz	50Hz	60Hz	50Hz	60Hz	50Hz	60Hz	50Hz	60Hz	400V 50Hz	460V 60Hz	50Hz	60Hz
601217	**MVSI 15/1410-S02-TS**	40	•	561	400	**1413**	**1449**	**13,9**	**14,2**	42,2	38,5	900	1050	1,45	1,50	4,10	4,20
601219	**MVSI 15/1710-S02-TS**	50	•	715	485	**1798**	**1757**	**17,6**	**17,2**	48,8	43,5	1100	1200	2,00	1,90	4,29	4,89
601267	**MVSI 15/2000-S02-TS**	50	•	817	561	**2054**	**2033**	**20,1**	**19,9**	51,5	45,5	1350	1450	2,50	2,30	4,30	4,90
601220	**MVSI 15/2410-S08-TS**	60	•	962	674	**2420**	**2444**	**23,7**	**24,0**	71,0	64,5	1600	1700	3,20	3,00	6,09	7,23
601268	**MVSI 15/3000-S08-TS**	60	•	1235	858	**3106**	**3107**	**30,5**	**31,0**	81,0	72,0	1900	2000	3,80	3,50	6,50	7,50
601221	**MVSI 15/3810-S02-TS**	70	•	1526	1034	**3840**	**3744**	**37,7**	**36,7**	120	111	2200	2500	3,90	3,90	7,11	6,92
601269	**MVSI 15/4300-S02-TS**	70	•	1720	1173	**4326**	**4250**	**42,4**	**41,7**	124	118	2500	2800	4,80	4,65	5,90	7,10
601211	**MVSI 15/5010-S02-TS**	80	•	1990	1364	**5007**	**4941**	**49,1**	**48,5**	162	154	3600	3400	6,00	5,00	7,02	8,00
601447	**MVSI 15/6000-S02-TS**	80	•	2248	1677	**5654**	**6075**	**55,5**	**59,6**	165	156	3600	3400	6,00	5,00	7,02	8,00
601204	**MVSI 15/9500-S02-TS**	97	□	3346	2462	**8416**	**8916**	**82,6**	**87,5**	307	293	7500	8500	12,2	12,0	6,56	6,67

* Working moment = 2 x static moment. □ CSA certification on request, with feeding line included.

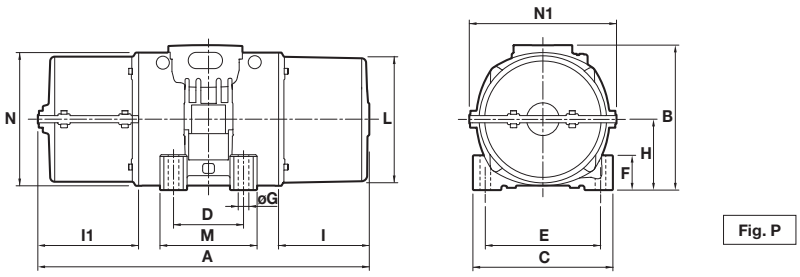

Fig. P

DIMENSIONAL SPECIFICATIONS (mm)

Type	Fig.	A n. split covers 1	A n. split covers 2	B	C	Holes D	Holes E	Holes ØG	Holes N°	F	H	I	L	M	N	I1	N1	Cable entry thread
MVSI 15/1410-S02-TS	**P**	496	543	244	230	**140**	**190**	**17**	**4**	45	116	108	207	190	225	156	258	M25x1,5
MVSI 15/1710-S02-TS	**P**	522	543	244	230	**140**	**190**	**17**	**4**	45	116	134	207	190	225	156	258	M25x1,5
MVSI 15/2000-S02-TS	**P**	595(50Hz) 523(60Hz)	616(50Hz) 544(60Hz)	244	230	**140**	**190**	**17**	**4**	45	116	171(50Hz) 134(60Hz)	207	190	225	192(50Hz) 156(60Hz)	258	M25x1,5
MVSI 15/2410-S08-TS	**P**	662	707	272	275	**155**	**225**	**22**	**4**	70	130	177	238	210	253	222	287	M25x1,5
MVSI 15/3000-S08-TS	**P**	662	707	272	275	**155**	**225**	**22**	**4**	70	130	177	238	210	253	222	287	M25x1,5
MVSI 15/3810-S02-TS	**P**	624	664	321	310	**155**	**255**	**23,5**	**4**	77	157	137	277	215	295	177	326	M25x1,5
MVSI 15/4300-S02-TS	**P**	665(50Hz) 624(60Hz)	664	321	310	**155**	**255**	**23,5**	**4**	77	157	178(50Hz) 137(60Hz)	277	215	295	177	326	M25x1,5
MVSI 15/5010-S02-TS	**P**	656	682	347	340	**180**	**280**	**26**	**4**	80	165	150	303	240	320	176	356	M32x1,5
MVSI 15/6000-S02-TS	**P**	656	682	347	340	**180**	**280**	**26**	**4**	80	165	150	303	240	320	176	356	M32x1,5
MVSI 15/9500-S02-TS	**P**	878	894	437	460	**125**	**380**	**39**	**6**	35	215	230	387	320	414	246	450	M32x1,5

Ia/In = ratio between start-up current and maximum current.

Several sizes are available with different mounting bolt patterns. Please contact sales office at Italvibras.

MVSI-TS

6 poles - 1.000/1.200 rpm

Three-phase

DESCRIPTION				MECHANICAL SPECIFICATIONS								ELECTRICAL SPECIFICATIONS					
				Static moment* kgmm		Centrifugal force kg		kN		Weight kg		Max input power W		Max. current A		Ia/In	
Code	Type	SIZE		50Hz	60Hz	50Hz	60Hz	50Hz	60Hz	50Hz	60Hz	50Hz	60Hz	400V 50Hz	460V 60Hz	50Hz	60Hz
602380	**MVSI 10/810-S08-TS**	40	•	723	561	**809**	**905**	**7,94**	**8,88**	49,0	45,0	680	760	1,40	1,35	2,53	3,68
602381	**MVSI 10/1110-S08-TS**	50	•	1012	715	**1132**	**1151**	**11,1**	**11,3**	64,5	57,5	750	750	1,65	1,50	3,33	4,13
602382	**MVSI 10/1400-S08-TS**	50	•	1274	921	**1424**	**1483**	**14,0**	**14,5**	64,0	56,5	950	1000	1,80	1,70	3,05	3,65
602406	**MVSI 10/1610-S08-TS**	60	•	1464	962	**1638**	**1549**	**16,1**	**15,2**	81,0	71,0	1100	1300	2,20	2,20	4,21	4,05
602407	**MVSI 10/2100-S08-TS**	60	•	1927	1318	**2154**	**2102**	**21,1**	**20,6**	93,0	83,0	1500	1770	3,00	2,75	3,42	4,00
602167	**MVSI 10/2610-S02-TS**	70	•	2326	1720	**2601**	**2747**	**25,5**	**26,9**	131	117	1960	2100	4,10	3,75	5,35	5,60
602230	**MVSI 10/3000-S02-TS**	70	•	2690	1940	**3007**	**3124**	**29,5**	**30,6**	146	131	2200	2400	4,50	4,30	4,35	4,81
602154	**MVSI 10/3810-S02-TS**	80	•	3422	2380	**3826**	**3831**	**37,5**	**37,6**	189	171	2500	3000	5,10	5,00	5,91	6,00
602204	**MVSI 10/4700-S02-TS**	80	•	4206	2887	**4701**	**4648**	**46,1**	**46,0**	205	184	3200	3600	6,50	6,00	5,24	5,50
602350	**MVSI 10/5150-S02-TS**	80	•	/	3230	**/**	**5200**	**/**	**51,0**	/	201	/	3600	/	6,00	/	5,50
602138	**MVSI 10/5200-S02-TS**	90	•	4658	3288	**5208**	**5293**	**51,1**	**51,9**	239	216	3800	4000	7,00	6,50	4,71	5,08
602351	**MVSI 10/5700-S02-TS**	90	•	5044	3478	**5650**	**5650**	**55,4**	**54,9**	241	221	3800	4000	7,00	6,50	4,71	5,08
602091	**MVSI 10/6500-S02-TS**	90	•	5838	4055	**6527**	**6529**	**64,0**	**64,0**	269	259	4300	5000	8,20	8,10	4,51	5,83
602352	**MVSI 10/7000-S02-TS**	90	•	6272	4348	**7013**	**7000**	**68,8**	**68,7**	276	264	4300	5000	8,20	8,10	4,51	5,83
602092	**MVSI 10/8000-S90-TS**	95	□	7197	4967	**8046**	**7996**	**78,9**	**78,4**	316	278	7000	7500	12,6	11,3	4,59	5,58
602093	**MVSI 10/9000-S90-TS**	95	□	7752	5385	**8666**	**8669**	**85,0**	**85,0**	327	290	7500	8200	14,0	12,9	4,13	4,88
602137	**MVSI 10/10000-S02-TS**	97	□	8673	5664	**9695**	**9117**	**95,1**	**89,4**	373	333	7600	8000	13,5	12,4	4,72	4,92
602227	**MVSI 10/13000-S02-TS**	97	□	11510	8158	**12867**	**13130**	**126**	**129**	446	396	9600	10000	17,0	16,0	4,98	5,00
602142	**MVSI 10/15000-S02-TS**	105	□	12662	8700	**14155**	**14004**	**139**	**137**	644	606	10600	11270	19,0	18,0	5,88	5,78
602143	**MVSI 10/17500-S02-TS**	105	□	15500	10439	**17327**	**16804**	**170**	**165**	705	656	13000	13700	24,5	23,0	5,71	5,96
602244	**MVSI 10/19500-S02-TS**	105	□	17947	11430	**20062**	**18400**	**197**	**181**	711	661	13000	13700	24,5	23,0	5,71	5,96
602144	**MVSI 10/22000-S90-TS**	110	□	20025	12553	**22386**	**20208**	**220**	**198**	926	896	19000	19000	33,0	25,5	4,67	5,88
602273	**MVSI 10/25000-S90-TS**	110	□	22364	14785	**25000**	**23800**	**245**	**233**	960	928	19000	19000	33,0	25,5	4,67	5,88
602336	**MVSI 10/30000-S02-TS**	120	□	27285	18760	**30502**	**30200**	**299**	**296**	1210	1160	24000	25800	40,0	38,0	4,89	5,39

* Working moment = 2 x static moment. □ CSA certification on request, with feeding line included.

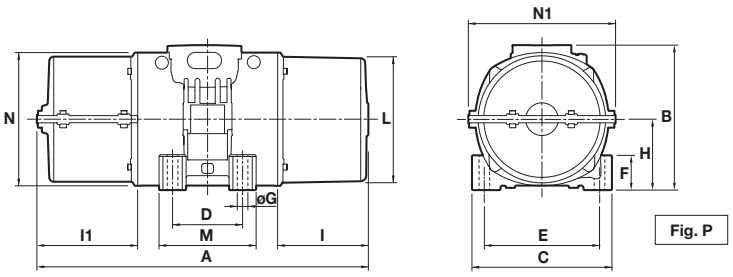

Fig. P

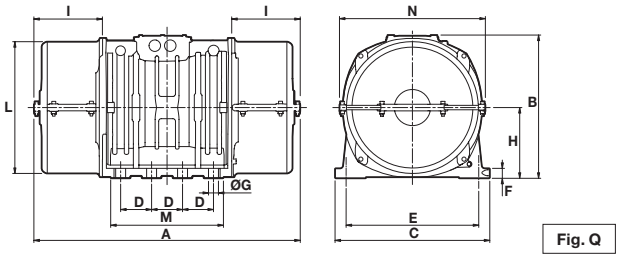

Fig. Q

DIMENSIONAL SPECIFICATIONS (mm)

Type	Fig.	A n. split covers 1	A n. split covers 2	B	C	Holes D	Holes E	Holes ØG	Holes N°	F	H	I	L	M	N	I1	N1	Cable entry thread
MVSI 10/810-S08-TS	**P**	522(50Hz) 496(60Hz)	543	246	230	**140**	**190**	**17**	**4**	45	116	134(50Hz) 108(60Hz)	207	190	225	156	258	M25x1,5
MVSI 10/1110-S08-TS	**P**	595	616	246	230	**140**	**190**	**17**	**4**	45	116	171	207	190	225	192	258	M25x1,5
MVSI 10/1400-S08-TS	**P**	641(50Hz) 595(60Hz)	662(50Hz) 616(60Hz)	246	230	**140**	**190**	**17**	**4**	45	116	194(50Hz) 171(60Hz)	207	190	225	215(50Hz) 192(60Hz)	258	M25x1,5
MVSI 10/1610-S08-TS	**P**	662(50Hz) 622(60Hz)	707	246	275	**140**	**190**	**17**	**4**	70	130	177(50HZ) 137(60HZ)	238	210	253	222	287	M25x1,5
MVSI 10/2100-S08-TS	**P**	685(50Hz) 662(60Hz)	707	246	275	**140**	**190**	**17**	**4**	70	130	200(50HZ) 177(60HZ)	238	210	253	222	287	M25x1,5
MVSI 10/2610-S02-TS	**P**	718	770	321	310	**155**	**255**	**23,5**	**4**	77	157	178	277	215	295	230	326	M25x1,5
MVSI 10/3000-S02-TS	**P**	741	770	321	310	**155**	**255**	**23,5**	**4**	77	157	201	277	215	295	230	326	M25x1,5
MVSI 10/3810-S02-TS	**P**	758	782	347	340	**180**	**280**	**26**	**4**	80	165	202	303	240	320	226	356	M32x1,5
MVSI 10/4700-S02-TS	**P**	822	848	347	340	**180**	**280**	**26**	**4**	80	165	233	303	240	320	259	356	M32x1,5
MVSI 10/5150-S02-TS	**P**	837(60Hz)	848(60Hz)	347	340	**180**	**280**	**26**	**4**	80	165	236	303	240	320	259	356	M32x1,5
MVSI 10/5200-S02-TS	**P**	818	892	370	390	**200**	**320**	**28**	**4**	90	180	192	330	270	350	266	382	M32x1,5
MVSI 10/5700-S02-TS	**P**	866	892	370	390	**200**	**320**	**28**	**4**	90	180	240	330	270	350	266	382	M32x1,5
MVSI 10/6500-S02-TS	**P**	866	892	370	390	**200**	**320**	**28**	**4**	90	180	240	330	270	350	266	382	M32x1,5
MVSI 10/7000-S02-TS	**P**	866	892	370	390	**200**	**320**	**28**	**4**	90	180	240	330	270	350	266	382	M32x1,5
MVSI 10/8000-S90-TS	**P**	896	922	395	392	**200**	**320**	**28**	**4**	100	192	255	355	270	375	281	410	M32x1,5
MVSI 10/9000-S90-TS	**P**	896	922	395	392	**200**	**320**	**28**	**4**	100	192	255	355	270	375	281	410	M32x1,5
MVSI 10/10000-S02-TS	**P**	878	894	437	460	**125**	**380**	**39**	**6**	35	215	230	387	320	414	246	450	M32x1,5
MVSI 10/13000-S02-TS	**P**	1017	1032	437	460	**125**	**380**	**39**	**6**	35	215	300	387	320	414	315	450	M32x1,5
MVSI 10/15000-S02-TS	**P**	1030	1100	526	570	**140**	**480**	**45**	**8**	41	268	200	495	510	516	270	566	M32x1,5
MVSI 10/17500-S02-TS	**P**	1070	1100	526	570	**140**	**480**	**45**	**8**	41	268	240	495	510	516	270	566	M32x1,5
MVSI 10/19500-S02-TS	**P**	1150(50Hz) 1070(60Hz)	1180(50Hz) 1100(60Hz)	526	570	**140**	**480**	**45**	**8**	41	268	280(50Hz) 240(60Hz)	495	510	516	310(50Hz) 270(60Hz)	566	M32x1,5
MVSI 10/22000-S90-TS	**P**	1175	1200	607	610	**140**	**520**	**45**	**8**	38	297	298	542	510	582	323	616	M32x1,5
MVSI 10/25000-S90-TS	**P**	1175	1200	607	610	**140**	**520**	**45**	**8**	38	297	298	542	510	582	323	616	M32x1,5
MVSI 10/30000-S02-TS	**Q**	/	1205	649	700	**140**	**600**	**45**	**8**	45	320	/	/	510	/	310	660	M32x1,5

Ia/In = ratio between start-up current and maximum current.

Several sizes are available with different mounting bolt patterns. Please contact sales office at Italvibras.

MVSI-TS

8 poles - 750/900 rpm

Three-phase

DESCRIPTION				MECHANICAL SPECIFICATIONS								ELECTRICAL SPECIFICATIONS					
				Static moment* kgmm		Centrifugal force kg		kN		Weight kg		Max input power W		Max. current A		Ia/In	
Code	Type	SIZE		50Hz	60Hz	50Hz	60Hz	50Hz	60Hz	50Hz	60Hz	50Hz	60Hz	400V 50Hz	460V 60Hz	50Hz	60Hz
602610	**MVSI 075/910-S08-TS**	50	•	1012	1012	**637**	**917**	**6,30**	**9,00**	56,8	56,8	400	500	1,40	1,30	2,38	2,85
602618	**MVSI 075/1310-S08-TS**	60	•	1464	1464	**922**	**1327**	**9,04**	**13,0**	81,0	81,0	950	1100	2,20	2,20	2,63	3,41
602619	**MVSI 075/1750-S08-TS**	60	•	1927	1927	**1214**	**1747**	**11,9**	**17,1**	93,0	93,0	1100	1300	2,60	2,26	2,78	3,04
602891	**MVSI 075/2110-S02-TS**	70	•	2326	2326	**1463**	**2107**	**14,4**	**20,7**	130	130	1500	1790	4,10	4,20	3,55	2,95
602884	**MVSI 075/3110-S02-TS**	80	•	3422	3422	**2152**	**3099**	**21,1**	**30,4**	188	188	2000	2300	5,40	5,20	3,98	4,62
602515	**MVSI 075/3800-S02-TS**	80	•	4206	4206	**2645**	**3808**	**25,9**	**37,4**	204	204	2500	3000	6,00	6,00	4,00	4,20
602862	**MVSI 075/4200-S02-TS**	90	•	4658	4658	**2930**	**4218**	**28,7**	**41,4**	238	238	2800	3350	6,50	6,50	3,84	4,00
602826	**MVSI 075/5300-S02-TS**	90	•	5838	5838	**3672**	**5287**	**36,0**	**51,9**	268	268	4000	4300	8,20	7,85	3,87	5,35
602827	**MVSI 075/6500-S90-TS**	95	□	7197	7197	**4526**	**6517**	**44,4**	**63,9**	315	315	4900	5800	9,90	9,50	3,04	3,26
602551	**MVSI 075/6800-S02-TS**	97	□	7340	7340	**4616**	**6647**	**45,3**	**65,2**	329	329	5600	6000	10,5	10,0	3,12	3,30
602870	**MVSI 075/10000-S02-TS**	97	□	12390	10973	**7792**	**9937**	**76,4**	**97,5**	438	419	6800	7450	13,2	12,0	3,33	3,92
602871	**MVSI 075/14000-S02-TS**	105	□	17946	15500	**11285**	**14036**	**111**	**138**	702	680	9200	9600	21,0	19,5	4,99	5,44
602872	**MVSI 075/17000-S02-TS**	105	□	21337	19064	**13418**	**17263**	**132**	**169**	755	711	10400	11140	22,0	20,0	5,50	5,90
602873	**MVSI 075/22000-S90-TS**	110	□	28633	24508	**18005**	**22192**	**177**	**218**	1015	981	12500	16200	26,5	28,0	5,63	4,71
602535	**MVSI 075/26000-S90-TS**	110	□	-	28633	**-**	**25927**	**-**	**254**	-	1015	-	16200	-	28,0	-	4,71
602589	**MVSI 075/30000-S02-TS**	120	□	47465	33440	**29845**	**30280**	**293**	**297**	1400	1280	24400	-	43,0	-	6,00	-

* Working moment = 2 x static moment. □ CSA certification on request, with feeding line included.

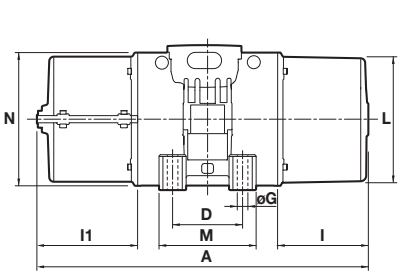

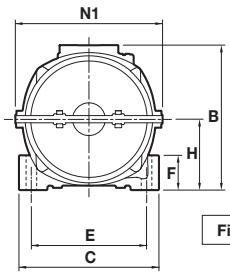

Fig. P

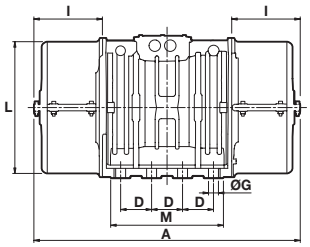

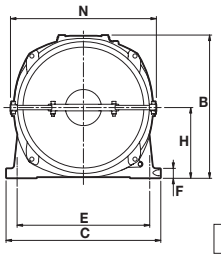

Fig. Q

DIMENSIONAL SPECIFICATIONS (mm)

Type	Fig.	A n. split covers 1	A n. split covers 2	B	C	Holes D	Holes E	Holes ØG	Holes N°	F	H	I	L	M	N	I1	N1	Cable entry thread
MVSI 075/910-S08-TS	**P**	595	616	246	230	**140**	**190**	**17**	**4**	45	116	171	210	190	225	192	258	M25x1,5
MVSI 075/1310-S02-TS	**P**	662	707	246	275	**140**	**190**	**17**	**4**	70	130	177	238	210	253	222	287	M25x1,5
MVSI 075/1750-S02-TS	**P**	685	707	246	275	**140**	**190**	**17**	**4**	70	130	200	238	210	253	222	287	M25x1,5
MVSI 075/2110-S02-TS	**P**	718	770	321	310	**155**	**255**	**23,5**	**4**	77	157	178	277	215	295	230	326	M25x1,5
MVSI 075/3110-S02-TS	**P**	758	782	347	340	**180**	**280**	**26**	**4**	80	165	202	303	240	320	226	356	M32x1,5
MVSI 075/3800-S02-TS	**P**	822	848	347	340	**180**	**280**	**26**	**4**	80	165	233	303	240	320	259	356	M32x1,5
MVSI 075/4200-S02-TS	**P**	818	892	370	390	**200**	**320**	**28**	**4**	90	180	192	330	270	350	266	382	M32x1,5
MVSI 075/5300-S02-TS	**P**	866	892	370	390	**200**	**320**	**28**	**4**	90	180	240	330	270	350	266	382	M32x1,5
MVSI 075/6500-S90-TS	**P**	896	922	395	392	**200**	**320**	**28**	**4**	100	192	255	355	270	375	281	410	M32x1,5
MVSI 075/6800-S02-TS	**P**	878	894	437	460	**125**	**380**	**39**	**6**	35	215	230	387	320	414	246	450	M32x1,5
MVSI 075/10000-S02-TS	**P**	1017	1032	437	460	**125**	**380**	**39**	**6**	35	215	300	387	320	414	315	450	M32x1,5
MVSI 075/14000-S02-TS	**P**	1070	1100	526	570	**140**	**480**	**45**	**8**	41	268	240	485	510	516	270	566	M32x1,5
MVSI 075/17000-S02-TS	**P**	1150	1180	526	570	**140**	**480**	**45**	**8**	41	268	280	485	510	516	310	566	M32x1,5
MVSI 075/22000-S90-TS	**P**	1175	1200	607	610	**140**	**520**	**45**	**8**	38	297	298	542	510	582	323	616	M32x1,5
MVSI 075/26000-S90-TS	**P**	1175	1200	607	610	**140**	**520**	**45**	**8**	38	297	298	542	510	582	323	616	M32x1,5
MVSI 075/30000-S02-TS	**Q**	/	1325	649	700	**140**	**600**	**45**	**8**	45	320	/	/	510	/	370	660	M32x1,5

Ia/In = ratio between start-up current and maximum current.

Several sizes are available with different mounting bolt patterns. Please contact sales office at Italvibras.