MVSI



Technical features

Power supply
Three-phase voltage from 24V to 690V, 50Hz or 60Hz or single-phase 100-130V, 60Hz and 200-240V, 50Hz (single-phase types are supplied without capacitor); suitable for use with an inverter from 20Hz to the base frequency with constant torque load profile.

Polarity
2, 4, 6 and 8 standard poles, 10 and 12 poles on request.

Conformity with Standards and Regulations
Low Voltage Directive 2006/95/EC;
ATEX Directive 2014/34/UE; EN/IEC 60034-1, EN/IEC 60079-0, EN/IEC 60079-31,
UL 1004-1, CSA C22.2 No.100, NEMA MG-1.

Functioning
Continual service (S1) at maximum declared centrifugal force and electric power. Intermittent services are also possible depending on the type of vibrator and the operating conditions. For detailed information, contact our technical assistance office.

Centrifugal force
Range extended up to 30500 kgf. (300 kN), with centrifugal force adjustable by varying eccentric weights position.

Mechanical protection
IP 66 according to IEC/EN 60529.

Protection against mechanical impacts
IK 08 according to IEC/EN 62262.

Insulation class
Class F (155°C), class H (180°C) on request.

Tropicalization
Standard on all vibrators, with vacuum encapsulation up to gr. AF 33 and 35, with “drop by drop” trickle system for larger sizes.

Ambient temperature
From -20°C to +40°C. Versions for higher or lower temperatures are available on request.

Vibrator thermal protection
Standard PTC rated thermistor heat detectors 130°C from size 70, on request for smaller sizes. On request, thermistors with different temperatures and anti-condensation heaters.

Fixing of the vibrator
In all positions and therefore without restriction.

Lubrication
All vibrators are lubricated in the factory and do not require further lubrication at start-up.

Terminal box
Large terminal box to facilitate electrical connection.
Special shaped terminals allow for the power supply cable to be secured, whilst protecting it from loosening.

Electric motor
Three-phase asynchronous type. Designed for maximum starting torques and torque curves specific to requirements of vibrating machines. Insulated windings using vacuum encapsulating up to sizes AF33 and 35 included; using the “drop by drop” trickle system with class H resin for larger sizes. The rotor is die cast aluminium.

Casing
In high-tensile aluminium alloy up to size 60, in spheroidal cast iron for larger sizes.

Bearing flange
In cast iron (spheroidal or grey). The geometry of the flange transmits the load to the casing uniformly.

Bearings
Custom made with particular geometry, especially designed for Italvibras, suitable to support both high radial and axial loads.

Motor shaft
In treated steel alloy (Isothermic hardening) resistant to stress.

Eccentric weights
Allow adjustment of the centrifugal force. This adjustment is realized by a graduated scale, which expresses the centrifugal force as a percentage of the maximum centrifugal force.
A patented system, called ARS, prevents adjustment errors.

The MVSI series represents the line of reference products for manufacturers of vibrating machines and plants operating in many industrial sectors and is made up of the largest range on the market, with centrifugal force values up to 30500 Kgf (300kN).

It is characterized by the continuous technological evolution in view of a continuous improvement in performance.

The MVSI series is designed to guarantee high performance in all conditions of use and environment, on page 14 the various surface treatments available are described.

Category: II2D

Level of protection:

Ex tD A21 T...°C IP66 (Ex tb IIIC T...°C Db)

Temperature class:

see tables

UE certificate:

LCIE 05 ATEX 6163 X

Zones of use:

21, 22

Weight covers
Standard in aluminium alloy, on request stainless steel weight cover in AISI 304 may be available. See also executions on page 14. Split weight cover are available for many types, see MVSI-TS series.

Painting / Surface coating
Electrostatic surface treatment based on epoxy polyester powder polymerised in oven at 200°C. Tested in salt spray fro 500 hours. On request on MVSI series other surface coatings may be available, see page 14. Available also MVSS series with external components in stainless steel AISI 304, see page 40.

Other mounting bolt patterns are available. For further details please contact sales offices at Italvibras.
The technical data and models listed in this catalogue are not binding. Italvibras reserves the right to modify them without prior notice.

Certifications

Compliance with the applicable European Union directives.

Standard CAN/CSA – C22.2, N°.100-95,
Certificate n° LR 100948
Class 4211 01 - Motors and generators
UL 1004-1 – Rotating Electrical Machines – General Requirements
Class II Div.2, Groups FG (T3B)

II2D (2014/34/UE)
Ex tD A21 T...°C IP66 (Ex tb IIIC T...°C Db)
EN 60079-0
EN 60079-31

Ex tD A21 T...°C IP66 (Ex tb IIIC T...°C Db)
IEC 60079-0
IEC 60079-31

Version MVSI-F available on request
Class II Div.1, Groups EFG
Standard CAN/CSA – C22.2, UL 1004-1

Version MVSI-C available on request
Class I Div.2, Groups ABCD
Standard CAN/CSA – C22.2

Certification for Eurasian Customs Union
N° TC N RU Д-IT.АЛ33.B.02527
N° TC RU C-IT.ГБ08.B.02190

KOSHA Korea
Certificate n° 11-AVG BO-0359
Ex td A21 IP66

MVSI

2 poles - 3.000/3.600 rpm

Three-phase

DESCRIPTION					MECHANICAL SPECIFICATIONS								ELECTRICAL SPECIFICATIONS					
					Static moment* kgmm		Centrifugal force kg		Centrifugal force kN		Weight kg		Max input power W		Max. current A		Ia/In	
Code	Type	SIZE		II2D Temp. class	50Hz	60Hz	50Hz	60Hz	50Hz	60Hz	50Hz	60Hz	50Hz	60Hz	400V 50Hz	460V 60Hz	50Hz	60Hz
600311	**MVSI 3/100-S02**	00	•	120°C	12,1	12,1	**122**	**176**	**1,20**	**1,72**	5,2	5,2	180	180	0,35	0,30	2,68	3,00
600312	**MVSI 3/200-S02**	01	•	120°C	20,2	16,2	**203**	**234**	**1,99**	**2,29**	5,8	5,5	180	180	0,35	0,30	2,68	3,00
600313	**MVSI 3/300-S02**	10	•	120°C	30,0	22,5	**302**	**326**	**2,96**	**3,20**	9,0	8,6	260	270	0,60	0,50	3,47	4,20
600314	**MVSI 3/500-S02**	20	•	120°C	58,0	34,8	**584**	**504**	**5,72**	**4,94**	14,3	13,3	450	500	0,80	0,75	4,21	4,80
600366	**MVSI 3/700-S02**	20	•	120°C	69,6	46,4	**700**	**672**	**6,87**	**6,59**	14,5	14,0	450	500	0,80	0,75	4,21	4,80
600381	**MVSI 3/800-S02**	30	•	120°C	74,5	55,9	**750**	**810**	**7,35**	**7,94**	19,6	19,0	650	685	1,10	1,00	3,83	6,00
600513	**MVSI 3/1100-S02**	35	•	120°C	110	73,0	**1105**	**1057**	**10,8**	**10,4**	24,0	23,0	1000	1200	1,75	1,75	3,63	4,00
600491	**MVSI 3/1300-S08**	AF33	•	-	128	91,6	**1290**	**1327**	**12,7**	**13,0**	27,0	25,7	1300	1350	2,10	1,90	3,96	4,98
600504	**MVSI 3/1500-S08**	AF33	•	-	146	110	**1470**	**1595**	**14,4**	**15,6**	25,3	24,0	1300	1350	2,10	1,90	3,96	4,98
600502	**MVSI 3/1600-S02**	50	•	-	153	102	**1545**	**1483**	**15,2**	**14,5**	32,0	30,5	1400	1450	2,30	2,00	4,95	6,12
600503	**MVSI 3/1800-S02**	50	•	-	179	128	**1802**	**1853**	**17,7**	**18,2**	33,0	31,5	2000	2000	3,30	2,90	4,33	5,50
600256	**MVSI 3/2010-S90**	AF50	•	135°C	205	128	**2059**	**1853**	**20,2**	**18,2**	48,7	46,3	2200	2200	3,50	3,00	4,62	6,00
600257	**MVSI 3/2310-S90**	AF50	•	135°C	230	153	**2316**	**2224**	**22,7**	**21,8**	49,6	47,1	2200	2200	3,50	3,00	4,62	6,00
600470	**MVSI 3/3200-S02**	AF70	•	-	344	215	**3457**	**3112**	**33,9**	**30,5**	94,0	90,0	4000	4000	6,50	5,60	4,46	5,18
600471	**MVSI 3/4000-S02**	AF70	•	-	387	258	**3890**	**3735**	**38,2**	**36,6**	96,0	92,0	4000	4000	6,50	5,60	4,46	5,18
600472	**MVSI 3/5000-S02**	AF70	•	-	515	344	**5187**	**4979**	**50,9**	**48,8**	109	105	5000	5000	7,60	6,90	5,54	7,10
600276	**MVSI 3/6510-S02**	90	•	135°C	630	443	**6357**	**6420**	**62,4**	**63,0**	184	178	5500	5500	9,20	8,00	6,45	7,20
600201	**MVSI 3/9000-S90**	95	-	-	895	619	**9007**	**8970**	**88,4**	**88,0**	215	210	10000	9300	18,0	13,0	4,39	5,23

Single-phase

					Static moment* kgmm		Centrifugal force kg		Centrifugal force kN		Weight kg		Max input power W		Max. current A		Ia/In	
Code	Type	SIZE		II2D Temp. class	50Hz	60Hz	50Hz	60Hz	50Hz	60Hz	50Hz	60Hz	50Hz	60Hz	220V 50Hz	115V 60Hz	50Hz	60Hz
600311	**MVSI 3/100-S02**	00	•	120°C	12,1	12,1	**122**	**176**	**1,20**	**1,72**	5,2	5,2	165	165	0,75	1,52	1,67	2,24
600312	**MVSI 3/200-S02**	01	•	120°C	20,2	16,2	**203**	**234**	**1,99**	**2,29**	5,8	5,5	165	165	0,75	1,52	1,67	2,24
600313	**MVSI 3/300-S02**	10	•	120°C	30,0	22,5	**302**	**326**	**2,96**	**3,20**	9,0	8,6	280	280	1,25	2,40	2,48	3,52
600314	**MVSI 3/500-S02**	20	•	120°C	58,0	34,8	**584**	**504**	**5,72**	**4,94**	14,3	13,3	500	500	2,30	4,50	3,35	4,22
600366	**MVSI 3/700-S02**	20	•	120°C	69,6	46,4	**700**	**672**	**6,87**	**6,59**	14,5	14,0	500	500	2,30	4,50	3,35	4,22
600381	**MVSI 3/800-S02**	30	•	120°C	74,5	55,9	**750**	**810**	**7,35**	**7,94**	19,6	19,0	700	750	3,25	7,00	4,00	4,14

* Working moment = 2 x static moment.

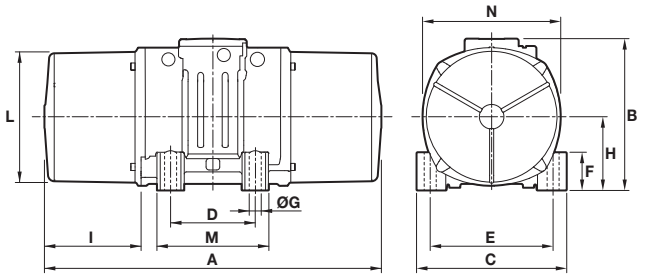

Fig. A

DIMENSIONAL SPECIFICATIONS (mm)

Type	Fig.	A	B	C	Holes D	Holes E	Holes ØG	Holes N°	F	H	I	L	M	N	Capacitor (µF) 220V 50Hz	Capacitor (µF) 115V 60Hz	Cable entry thread
MVSI 3/100-S02	**A**	211	150	125	**62-74****	**106**	**9**	**4**	22	61	46	103	98	117	-	-	M20x1,5
MVSI 3/200-S02	**A**	235	150	125	**62-74****	**106**	**9**	**4**	22	61	58	103	98	117	-	-	M20x1,5
MVSI 3/300-S02	**A**	255	171	152	**90**	**125**	**13**	**4**	28	73	54	127	128	141	-	-	M20x1,5
MVSI 3/500-S02	**A**	288	203	167	**105**	**140**	**13**	**4**	30	82,5	65	145	146	160	-	-	M25x1,5
MVSI 3/700-S02	**A**	288	203	167	**105**	**140**	**13**	**4**	30	82,5	65	145	146	160	-	-	M25x1,5
MVSI 3/800-S02	**A**	308	211	205	**120**	**170**	**17**	**4**	45	93,5	63	170	174	182	-	-	M25x1,5
MVSI 3/1100-S02	**A**	435	224	205	**120**	**170**	**17**	**4**	42	104,5	117,5	187	162	203	-	-	M25x1,5
MVSI 3/1300-S08	**A**	375	217	215	**100**	**180**	**17**	**4**	47	93,5	106	170	145	182	-	-	M25x1,5
MVSI 3/1500-S08	**A**	375	217	215	**100**	**180**	**17**	**4**	47	93,5	106	170	145	182	-	-	M25x1,5
MVSI 3/1600-S02	**A**	430	244	230	**140**	**190**	**17**	**4**	45	116	99	207	190	225	-	-	M25x1,5
MVSI 3/1800-S02	**A**	430	244	230	**140**	**190**	**17**	**4**	45	116	99	207	190	225	-	-	M25x1,5
MVSI 3/2010-S90	**A**	458	232	230	**140**	**190**	**17**	**4**	49	104	101,5	183	180	200	-	-	M25x1,5
MVSI 3/2310-S90	**A**	458	232	230	**140**	**190**	**17**	**4**	49	104	101,5	183	180	200	-	-	M25x1,5
MVSI 3/3200-S02	**A**	560	290	310	**155**	**255**	**25**	**4**	90	130	137	238	210	253	-	-	M25x1,5
MVSI 3/4000-S02	**A**	560	290	310	**155**	**255**	**25**	**4**	90	130	137	238	210	253	-	-	M25x1,5
MVSI 3/5000-S02	**A**	560	290	310	**155**	**255**	**25**	**4**	90	130	137	238	210	253	-	-	M25x1,5
MVSI 3/6510-S02	**A**	680	370	390	**200**	**320**	**28**	**4**	90	180	160	330	270	350	-	-	M32x1,5
MVSI 3/9000-S90	**A**	629	395	392	**200**	**320**	**28**	**4**	100	192	135	355	270	375	-	-	M32x1,5

Type	Fig.	A	B	C	Holes D	Holes E	Holes ØG	Holes N°	F	H	I	L	M	N	Capacitor (µF) 220V 50Hz	Capacitor (µF) 115V 60Hz	Cable entry thread
MVSI 3/100-S02	**A**	211	150	125	**62-74****	**106**	**9**	**4**	22	61	46	103	98	117	10	28	M20x1,5
MVSI 3/200-S02	**A**	235	150	125	**62-74****	**106**	**9**	**4**	22	61	58	103	98	117	10	35	M20x1,5
MVSI 3/300-S02	**A**	255	171	152	**90**	**125**	**13**	**4**	28	73	54	127	128	141	16	25	M20x1,5
MVSI 3/500-S02	**A**	288	203	167	**105**	**140**	**13**	**4**	30	82,5	65	145	146	160	12,5	50	M25x1,5
MVSI 3/700-S02	**A**	288	203	167	**105**	**140**	**13**	**4**	30	82,5	65	145	146	160	12,5	-	M25x1,5
MVSI 3/800-S02	**A**	308	211	205	**120**	**170**	**17**	**4**	45	93,5	63	170	174	182	25	90	M25x1,5

Ia/In = ratio between start-up current and maximum current. ** Slot.

Several sizes are available with different mounting bolt patterns. Please contact sales office at Italvibras.

MVSI

4 poles - 1.500/1.800 rpm

Three-phase

DESCRIPTION					MECHANICAL SPECIFICATIONS								ELECTRICAL SPECIFICATIONS					
					Static moment* kgmm		Centrifugal force kg		Centrifugal force kN		Weight kg		Max input power W		Max. current A		Ia/In	
Code	Type	SIZE	CSA	II2D Temp. class	50Hz	60Hz	50Hz	60Hz	50Hz	60Hz	50Hz	60Hz	50Hz	60Hz	400V 50Hz	460V 60Hz	50Hz	60Hz
601340	**MVSI 15/35-S02**	00	•	120°C	12,1	12,1	**30,5**	**43,9**	**0,30**	**0,43**	5,2	5,2	85	95	0,21	0,20	1,78	1,95
601341	**MVSI 15/80-S02**	01	•	120°C	32,3	20,2	**81,2**	**73,2**	**0,80**	**0,72**	6,2	5,8	85	95	0,21	0,20	1,78	1,95
601366	**MVSI 15/100-S02**	01	•	120°C	37,9	32,3	**95,3**	**117**	**0,93**	**1,15**	6,6	6,2	85	95	0,21	0,20	1,78	1,95
601367	**MVSI 15/200-S02**	10	•	120°C	84,2	58,8	**213**	**214**	**2,09**	**2,10**	11,7	10,7	170	170	0,41	0,40	2,34	2,75
601372	**MVSI 15/400-S02**	20	•	120°C	163	113	**412**	**411**	**4,04**	**4,03**	18,5	16,5	300	350	0,60	0,60	3,33	3,50
601373	**MVSI 15/550-S02**	20	•	120°C	219	163	**552**	**592**	**5,42**	**5,81**	20,7	18,5	300	350	0,60	0,60	3,33	3,50
601408	**MVSI 15/700-S02**	30	•	120°C	286	209	**720**	**760**	**7,06**	**7.46**	26,2	24,5	525	665	0,92	0,98	3,48	4,43
601513	**MVSI 15/900-S02**	30	•	120°C	357	286	**900**	**1037**	**8,83**	**10,2**	29,0	26,2	525	665	0,92	0,98	3,48	3,43
601524	**MVSI 15/1100-S02**	35	•	120°C	415	271	**1045**	**982**	**10,3**	**9,63**	32,5	30,5	550	680	0,95	0,95	4,45	4,89
601217	**MVSI 15/1410-S02**	40	•	120°C	561	400	**1413**	**1449**	**13,9**	**14,2**	41,2	37,5	900	1050	1,45	1,50	4,10	4,20
601219	**MVSI 15/1710-S02**	50	•	135°C	715	485	**1798**	**1757**	**17,6**	**17,2**	47,8	42,5	1100	1200	2,00	1,90	4,29	4,89
601267	**MVSI 15/2000-S02**	50	•	135°C	817	561	**2054**	**2033**	**20,1**	**19,9**	50,5	44,5	1350	1450	2,50	2,30	4,30	4,90
601220	**MVSI 15/2410-S08**	60	•	150°C	962	674	**2420**	**2444**	**23,7**	**24,0**	70,0	63,5	1600	1700	3,20	3,00	6,09	7,23
601268	**MVSI 15/3000-S08**	60	•	135°C	1235	858	**3106**	**3107**	**30,5**	**30,5**	80,0	71,0	1900	2000	3,80	3,50	6,50	7,50
601221	**MVSI 15/3810-S02**	70	•	135°C	1526	1034	**3840**	**3744**	**37,7**	**36,7**	119	110	2200	2500	3,90	3,90	7,11	6,92
601269	**MVSI 15/4300-S02**	70	•	135°C	1720	1173	**4326**	**4250**	**42,4**	**41,7**	123	117	2500	2800	4,80	4,65	5,90	7,10
601211	**MVSI 15/5010-S02**	80	•	135°C	1990	1364	**5007**	**4941**	**49,1**	**48,5**	161	153	3600	3400	6,00	5,00	7,02	8,00
601447	**MVSI 15/6000-S02**	80	•	135°C	2248	1677	**5654**	**6075**	**55,5**	**59,6**	164	155	3600	3400	6,00	5,00	7,02	8,00
601165	**MVSI 15/7000-S02**	90	•	135°C	2598	1822	**6536**	**6600**	**64,1**	**64,7**	208	195	6000	6000	10,5	9,00	6,48	7,67
601166	**MVSI 15/9000-S90**	95	□	135°C	3260	2260	**8199**	**8183**	**80,4**	**80,3**	225	210	7000	8000	11,6	11,5	5,43	5,57
601204	**MVSI 15/9500-S02**	97	□	135°C	3346	2462	**8416**	**8916**	**82,6**	**87,5**	306	292	7500	8500	12,2	12,0	6,56	6,67
601205	**MVSI 15/11500-S02**	100	□	135°C	4544	3166	**11430**	**11467**	**113**	**112**	430	411	10000	10500	17,5	15,5	7,03	8,00
601271	**MVSI 15/14500-S02**	100	□	135°C	5614	4126	**14120**	**14940**	**138**	**147**	458	424	11000	12000	20,0	20,0	8,00	8,00

Single-phase

					Static moment* kgmm		Centrifugal force kg		Centrifugal force kN		Weight kg		Max input power W		Max. current A		Ia/In	
Code	Type	SIZE	CSA	II2D Temp. class	50Hz	60Hz	50Hz	60Hz	50Hz	60Hz	50Hz	60Hz	50Hz	60Hz	220V 50Hz	115V 60Hz	50Hz	60Hz
601340	**MVSI 15/35-S02**	00	•	120°C	12,1	12,1	**30,5**	**43,9**	**0,30**	**0,43**	5,2	5,2	90	100	0,43	1,00	1,20	1,30
601341	**MVSI 15/80-S02**	01	•	120°C	32,3	20,2	**81,2**	**73,2**	**0,80**	**0,72**	6,2	5,8	90	100	0,43	1,00	1,20	1,30
601366	**MVSI 15/100-S02**	01	•	120°C	37,9	32,3	**95,3**	**117**	**0,93**	**1,15**	6,6	6,2	90	100	0,43	1,00	1,20	1,30
601367	**MVSI 15/200-S02**	10	•	120°C	84,2	58,8	**213**	**214**	**2,09**	**2,10**	11,7	10,7	210	230	1,00	2,00	1,50	1,85
601372	**MVSI 15/400-S02**	20	•	120°C	163	113	**412**	**411**	**4,04**	**4,03**	18,5	16,5	240	320	1,20	2,80	2,50	2,21
601373	**MVSI 15/550-S02**	20	•	120°C	219	163	**552**	**592**	**5,42**	**5,81**	20,7	18,5	240	320	1,20	2,80	2,50	2,21
601408	**MVSI 15/700-S02**	30	•	120°C	286	209	**720**	**760**	**7,06**	**7.46**	26,2	24,5	450	550	2,15	5,15	5,44	3,63

* Working moment = 2 x static moment. □ CSA certification on request, with feeding line included.

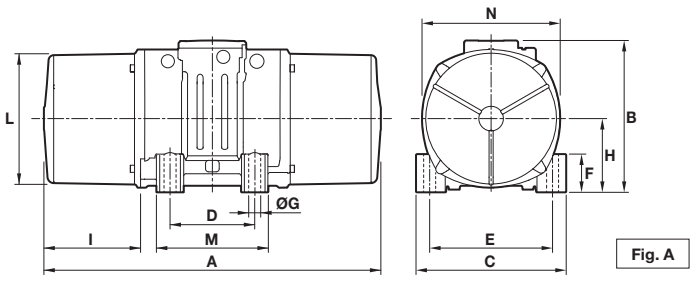

Fig. A

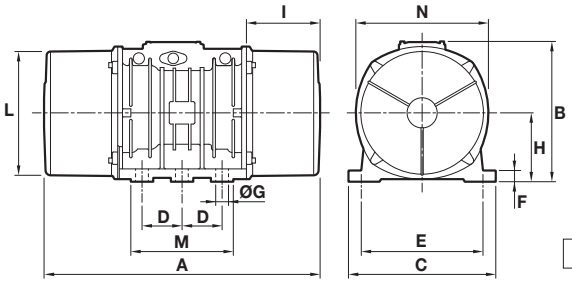

Fig. C

DIMENSIONAL SPECIFICATIONS (mm)

Type	Fig.	A	B	C	Holes D	Holes E	Holes ØG	Holes N°	F	H	I	L	M	N	Capacitor (µF) 220V 50Hz	Capacitor (µF) 115V 60Hz	Cable entry thread
MVSI 15/35-S02	**A**	211	150	125	**62-74****	**106**	**9**	**4**	22	61	46	103	98	117	-	-	M20x1,5
MVSI 15/80-S02	**A**	249	150	125	**62-74****	**106**	**9**	**4**	22	61	65	103	98	117	-	-	M20x1,5
MVSI 15/100-S02	**A**	249	150	125	**62-74****	**106**	**9**	**4**	22	61	65	103	98	117	-	-	M20x1,5
MVSI 15/200-S02	**A**	301	171	152	**90**	**125**	**13**	**4**	28	73	77	127	128	141	-	-	M20x1,5
MVSI 15/400-S02	**A**	344	203	167	**105**	**140**	**13**	**4**	30	82,5	93	145	146	160	-	-	M25x1,5
MVSI 15/550-S02	**A**	386	203	167	**105**	**140**	**13**	**4**	30	82,5	114	145	146	160	-	-	M25x1,5
MVSI 15/700-S02	**A**	394	211	205	**120**	**170**	**17**	**4**	45	93,5	106	170	174	182	-	-	M25x1,5
MVSI 15/900-S02	**A**	394	211	205	**120**	**170**	**17**	**4**	45	93,5	106	170	174	182	-	-	M25x1,5
MVSI 15/1100-S02	**A**	435	224	205	**120**	**170**	**17**	**4**	42	104,5	117,5	187	162	203	-	-	M25x1,5
MVSI 15/1410-S02	**A**	448	244	230	**140**	**190**	**17**	**4**	45	116	108	207	190	225	-	-	M25x1,5
MVSI 15/1710-S02	**A**	500	244	230	**140**	**190**	**17**	**4**	45	116	134	207	190	225	-	-	M25x1,5
MVSI 15/2000-S02	**A**	574(50HZ) 500(60HZ)	244	230	**140**	**190**	**17**	**4**	45	116	171(50Hz) 134(60Hz)	207	190	225	-	-	M25x1,5
MVSI 15/2410-S08	**A**	537	272	275	**155**	**225**	**22**	**4**	70	130	137	238	210	253	-	-	M25x1,5
MVSI 15/3000-S08	**A**	617	272	275	**155**	**225**	**22**	**4**	70	130	177	238	210	253	-	-	M25x1,5
MVSI 15/3810-S02	**A**	584	321	310	**155**	**255**	**23,5**	**4**	77	157	137	277	215	295	-	-	M25x1,5
MVSI 15/4300-S02	**A**	666(50Hz) 584(60Hz)	321	310	**155**	**255**	**23,5**	**4**	77	157	178(50Hz) 137(60Hz)	277	215	295	-	-	M25x1,5
MVSI 15/5010-S02	**A**	630	347	340	**180**	**280**	**26**	**4**	80	165	150	303	240	320	-	-	M32x1,5
MVSI 15/6000-S02	**A**	630	347	340	**180**	**280**	**26**	**4**	80	165	150	303	240	320	-	-	M32x1,5
MVSI 15/7000-S02	**A**	680	370	390	**200**	**320**	**28**	**4**	90	180	160	330	270	350	-	-	M32x1,5
MVSI 15/9000-S90	**A**	629	395	392	**200**	**320**	**28**	**4**	100	192	134,5	355	270	375	-	-	M32x1,5
MVSI 15/9500-S02	**C**	862	437	460	**125**	**380**	**39**	**6**	35	215	230	387	320	414	-	-	M32x1,5
MVSI 15/11500-S90	**C**	990	454	530	**140**	**440**	**45**	**6**	38	230	240	423	370	448	-	-	M32x1,5
MVSI 15/14500-S90	**C**	990	454	530	**140**	**440**	**45**	**6**	38	230	240	423	370	448	-	-	M32x1,5

Type	Fig.	A	B	C	Holes D	Holes E	Holes ØG	Holes N°	F	H	I	L	M	N	Capacitor (µF) 220V 50Hz	Capacitor (µF) 115V 60Hz	Cable entry thread
MVSI 15/35-S02	**A**	211	150	125	**62-74****	**106**	**9**	**4**	22	61	46	103	98	117	3,15	25	M20x1,5
MVSI 15/80-S02	**A**	249	150	125	**62-74****	**106**	**9**	**4**	22	61	65	103	98	117	3,15	25	M20x1,5
MVSI 15/100-S02	**A**	249	150	125	**62-74****	**106**	**9**	**4**	22	61	65	103	98	117	3,15	25	M20x1,5
MVSI 15/200-S02	**A**	301	171	152	**90**	**125**	**13**	**4**	28	73	77	127	128	141	5	25	M20x1,5
MVSI 15/400-S02	**A**	344	203	167	**105**	**140**	**13**	**4**	30	82,5	93	145	146	160	12○ +20●	35	M25x1,5
MVSI 15/550-S02	**A**	386	203	167	**105**	**140**	**13**	**4**	30	82,5	114	145	146	160	12○ +20●	35○ +10●	M25x1,5
MVSI 15/700-S02	**A**	394	211	205	**120**	**170**	**17**	**4**	45	93,5	106	170	174	182	16○ +80●	40○ +120●	M25x1,5

Ia/In = ratio between start-up current and maximum current. ** Slot. ○ Running capacitor / ● Additional capacitor only for start-up.

Several sizes are available with different mounting bolt patterns. Please contact sales office at Italvibras.

MVSI

6 poles - 1.000/1.200 rpm

Three-phase

DESCRIPTION					MECHANICAL SPECIFICATIONS								ELECTRICAL SPECIFICATIONS					
					Static moment* kgmm		Centrifugal force kg		kN		Weight kg		Max input power W		Max. current A		Ia/In	
Code	Type	SIZE		II2D Temp. class	50Hz	60Hz	50Hz	60Hz	50Hz	60Hz	50Hz	60Hz	50Hz	60Hz	400V 50Hz	460V 60Hz	50Hz	60Hz
602296	**MVSI 10/40-S02**	10	•	120°C	30,0	30,0	**33,5**	**48,3**	**0,33**	**0,47**	9,0	9,0	120	135	0,30	0,30	1,90	2,07
602297	**MVSI 10/100-S02**	10	•	120°C	84,2	84,2	**94,3**	**136**	**0,93**	**1,33**	11,9	11,9	120	135	0,30	0,30	1,90	2,07
602298	**MVSI 10/200-S02**	20	•	120°C	163	163	**183**	**264**	**1,80**	**2,59**	18,1	18,1	185	205	0,50	0,50	2,72	3,10
602314	**MVSI 10/310-S02**	30	•	120°C	286	209	**321**	**338**	**3,15**	**3,32**	25,7	24,0	350	380	0,72	0,68	2,63	2,79
602241	**MVSI 10/400-S02**	30	•	120°C	357	357	**400**	**576**	**3,93**	**5,65**	29,0	29,0	350	380	0,72	0,68	2,63	2,79
602402	**MVSI 10/550-S02**	35	•	120°C	457	457	**512**	**737**	**5,02**	**7,23**	32,6	32,6	350	380	0,75	0,68	2,53	3,68
602403	**MVSI 10/650-S02**	35	•	-	580	457	**650**	**737**	**6,37**	**7,23**	35,5	32,6	350	380	0,95	0,88	3,16	3,86
602380	**MVSI 10/810-S08**	40	•	135°C	723	561	**809**	**905**	**7,94**	**8,88**	44,0	40,0	680	760	1,40	1,35	2,79	3,33
602381	**MVSI 10/1110-S08**	50	•	135°C	1012	715	**1132**	**1151**	**11,1**	**11,3**	55,8	48,8	750	750	1,65	1,50	3,33	4,13
602382	**MVSI 10/1400-S08**	50	•	135°C	1274	921	**1424**	**1483**	**14,0**	**14,5**	63,0	55,5	950	1000	1,80	1,70	3,05	3,65
602406	**MVSI 10/1610-S08**	60	•	135°C	1464	962	**1638**	**1549**	**16,1**	**15,2**	80,0	70,0	1100	1300	2,20	2,20	4,21	4,05
602407	**MVSI 10/2100-S08**	60	•	135°C	1927	1318	**2154**	**2102**	**21,1**	**20,6**	92,0	82,0	1500	1770	3,00	2,75	3,42	4,00
602167	**MVSI 10/2610-S02**	70	•	135°C	2326	1720	**2601**	**2747**	**25,5**	**26,9**	130	116	1960	2100	4,10	3,75	5,35	5,60
602230	**MVSI 10/3000-S02**	70	•	135°C	2690	1940	**3007**	**3124**	**29,5**	**30,6**	145	130	2200	2400	4,50	4,30	4,35	4,81
602154	**MVSI 10/3810-S02**	80	•	135°C	3422	2380	**3826**	**3831**	**37,5**	**37,6**	188	170	2500	3000	5,10	5,00	5,91	6,00
602204	**MVSI 10/4700-S02**	80	•	135°C	4206	2887	**4701**	**4648**	**46,1**	**46,0**	204	183	3200	3600	6,50	6,00	5,24	5,50
602350	**MVSI 10/5150-S02**	80	•	135°C	4678	3230	**5230**	**5200**	**51,3**	**51,0**	225	200	3200	3600	6,50	6,00	5,24	5,50
602138	**MVSI 10/5200-S02**	90	•	135°C	4658	3288	**5208**	**5293**	**51,1**	**51,9**	238	215	3800	4000	7,00	6,50	4,71	5,08
602351	**MVSI 10/5700-S02**	90	•	135°C	5044	3478	**5650**	**5600**	**55,4**	**54,9**	240	220	3800	4000	7,00	6,50	4,71	5,08
602091	**MVSI 10/6500-S02**	90	•	135°C	5838	4055	**6527**	**6529**	**64,0**	**64,0**	268	258	4300	5000	8,20	8,10	4,51	5,83
602136	**MVSI 10/6600-S02** Δ	97	•	135°C	6083	3979	**6799**	**6405**	**66,7**	**62,8**	308	280	5000	5900	10,0	9,80	5,61	5,82
602352	**MVSI 10/7000-S02**	90	•	135°C	6272	4348	**7013**	**7000**	**68,8**	**68,7**	275	263	4300	5000	8,20	8,10	4,51	5,83
602092	**MVSI 10/8000-S90**	95	□	135°C	7197	4967	**8046**	**7996**	**78,9**	**78,4**	315	277	7000	7500	12,6	11,3	4,59	5,58
602093	**MVSI 10/9000-S90**	95	□	135°C	7752	5385	**8666**	**8669**	**85,0**	**85,0**	326	289	7500	8200	14,0	12,9	4,13	4,88
602137	**MVSI 10/10000-S02**	97	□	135°C	8673	5664	**9695**	**9117**	**95,1**	**89,4**	372	332	7600	8000	13,5	12,4	4,72	4,92
602349	**MVSI 10/11200-S02**	97	□	135°C	9983	6896	**11160**	**11100**	**109**	**109**	398	358	7600	8000	13,5	12,4	4,72	4,92
602134	**MVSI 10/12000-S90** Δ	100	□	135°C	10996	7543	**12294**	**12141**	**119**	**119**	500	445	9000	9500	16,3	15,0	5,21	5,73
602227	**MVSI 10/13000-S02**	97	□	135°C	11510	8158	**12867**	**13130**	**126**	**129**	445	395	9600	10000	17,0	16,0	4,98	5,00
602142	**MVSI 10/15000-S02**	105	□	-	12662	8700	**14155**	**14004**	**139**	**137**	643	605	10600	11270	19,0	18,0	5,88	5,78
602143	**MVSI 10/17500-S02**	105	□	-	15500	10439	**17327**	**16804**	**170**	**165**	691	642	13000	13700	24,5	23,0	5,71	5,96
602244	**MVSI 10/19500-S02**	105	□	-	17947	11430	**20062**	**18400**	**197**	**181**	717	650	13000	13700	24,5	23,0	5,71	5,96
602144	**MVSI 10/22000-S90**	110	□	-	20025	12533	**22386**	**20208**	**220**	**198**	926	896	19000	19000	33,0	25,5	4,67	5,88
602273	**MVSI 10/25000-S90**	110	□	-	22364	14785	**25000**	**23800**	**245**	**233**	960	928	19000	19000	33,0	25,5	4,67	5,88
602336	**MVSI 10/30000-S02**	120	-	-	27285	18760	**30560**	**30200**	**300**	**296**	1200	1050	24000	25800	40,0	38,0	4,89	5,39

* Working moment = 2 x static moment. Δ For special application. □ CSA certification on request, with feeding line included.

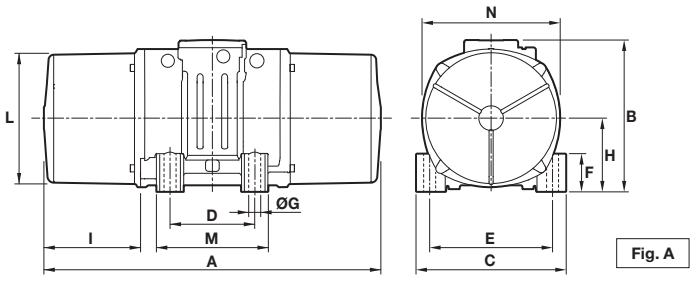

Fig. A

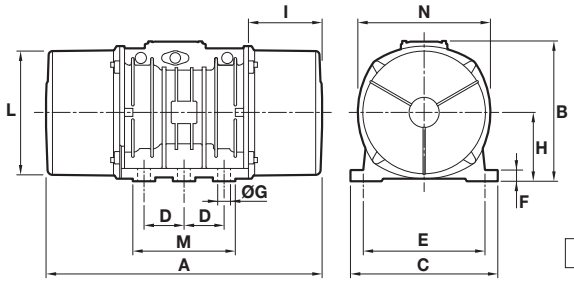

Fig. C

DIMENSIONAL SPECIFICATIONS (mm)

Type	Fig.	A	B	C	Holes D	Holes E	Holes ØG	Holes N°	F	H	I	L	M	N	Cable entry thread
MVSI 10/40-S02	**A**	255	171	152	**90**	**125**	**13**	**4**	28	73,0	54,0	127	128	141	M20X1,5
MVSI 10/100-S02	**A**	301	171	152	**90**	**125**	**13**	**4**	28	73,0	77,0	127	128	141	M20X1,5
MVSI 10/200-S02	**A**	344	203	167	**105**	**140**	**13**	**4**	30	82,5	93,0	145	146	160	M25X1,5
MVSI 10/310-S02	**A**	394	211	205	**120**	**170**	**17**	**4**	45	93,5	106	170	174	182	M25X1,5
MVSI 10/400-S02	**A**	394	211	205	**120**	**170**	**17**	**4**	45	93,5	106	170	174	182	M25X1,5
MVSI 10/550-S02	**A**	435	224	205	**120**	**170**	**17**	**4**	42	104,5	117,5	187	162	203	M25X1,5
MVSI 10/650-S02	**A**	480(50Hz) 435(60Hz)	224	205	**120**	**170**	**17**	**4**	42	104,5	140(50Hz) 117,5(60Hz)	187	162	203	M25X1,5
MVSI 10/810-S08	**A**	500(50Hz) 448(60Hz)	244	230	**140**	**190**	**17**	**4**	45	116	134(50Hz) 108(60Hz)	207	190	225	M25X1,5
MVSI 10/1110-S08	**A**	574	244	230	**140**	**190**	**17**	**4**	45	116	171	207	190	225	M25X1,5
MVSI 10/1400-S08	**A**	620(50Hz) 574(60Hz)	244	230	**140**	**190**	**17**	**4**	45	116	194(50Hz) 171(60Hz)	207	190	225	M25X1,5
MVSI 10/1610-S08	**A**	617(50Hz) 537(60Hz)	272	275	**155**	**225**	**22**	**4**	70	130	177(50Hz) 137(60Hz)	238	210	253	M25X1,5
MVSI 10/2100-S08	**A**	663(50Hz) 617(60Hz)	272	275	**155**	**225**	**22**	**4**	70	130	200(50Hz) 177(60Hz)	238	210	253	M25X1,5
MVSI 10/2610-S02	**A**	666	321	310	**155**	**255**	**23,5**	**4**	77	157	178	277	215	295	M25X1,5
MVSI 10/3000-S02	**A**	712	321	310	**155**	**255**	**23,5**	**4**	77	157	201	277	215	295	M25X1,5
MVSI 10/3810-S02	**A**	734	347	340	**180**	**280**	**26**	**4**	80	165	202	303	240	320	M32X1,5
MVSI 10/4700-S02	**A**	796	347	340	**180**	**280**	**26**	**4**	80	165	233	303	240	320	M32X1,5
MVSI 10/5150-S02	**A**	826	347	340	**180**	**280**	**26**	**4**	80	165	248	303	240	320	M32X1,5
MVSI 10/5200-S02	**A**	744	370	390	**200**	**320**	**28**	**4**	90	180	192	330	270	350	M32X1,5
MVSI 10/5700-S02	**A**	840	370	390	**200**	**320**	**28**	**4**	90	180	240	330	270	350	M32X1,5
MVSI 10/6500-S02	**A**	840	370	390	**200**	**320**	**28**	**4**	90	180	240	330	270	350	M32X1,5
MVSI 10/6600-S02	**C**	750	437	460	**125**	**380**	**39**	**6**	35	215	174	387	320	414	M32X1,5
MVSI 10/7000-S02	**A**	840	370	390	**200**	**320**	**28**	**4**	90	180	240	330	270	350	M32X1,5
MVSI 10/8000-S90	**A**	870	395	392	**200**	**320**	**28**	**4**	100	192	255	355	270	375	M32X1,5
MVSI 10/9000-S90	**A**	870	395	392	**200**	**320**	**28**	**4**	100	192	255	355	270	375	M32X1,5
MVSI 10/10000-S02	**C**	862	437	460	**125**	**380**	**39**	**6**	35	215	230	387	320	414	M32X1,5
MVSI 10/11200-S02	**C**	912	437	460	**125**	**380**	**39**	**6**	35	215	255	387	320	414	M32X1,5
MVSI 10/12000-S90	**C**	990	454	530	**140**	**440**	**45**	**6**	38	230	240	423	370	448	M32X1,5
MVSI 10/13000-S02	**C**	1002	437	460	**125**	**380**	**39**	**6**	35	215	300	387	320	414	M32X1,5
MVSI 10/15000-S02	**F**	960	526	570	**140**	**480**	**45**	**8**	41	268	200	486	510	516	M32X1,5
MVSI 10/17500-S02	**F**	1040	526	570	**140**	**480**	**45**	**8**	41	268	240	486	510	516	M32X1,5
MVSI 10/19500-S02	**F**	1120(50Hz) 1040(60Hz)	526	570	**140**	**480**	**45**	**8**	41	268	280(50Hz) 240(60Hz)	486	510	516	M32X1,5
MVSI 10/22000-S90	**F**	1150	607	610	**140**	**520**	**45**	**8**	38	297	298	542	510	582	M32X1,5
MVSI 10/25000-S90	**F**	1150	607	610	**140**	**520**	**45**	**8**	38	297	298	542	510	582	M32X1,5
MVSI 10/30000-S02	**Q**	1205	648	700	**140**	**600**	**45**	**8**	45	320	310	600	510	660	M32X1,5

Ia/In = ratio between start-up current and maximum current.

Several sizes are available with different mounting bolt patterns. Please contact sales office at Italvibras.

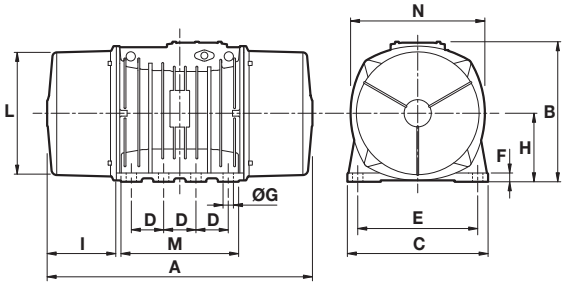

Fig. F

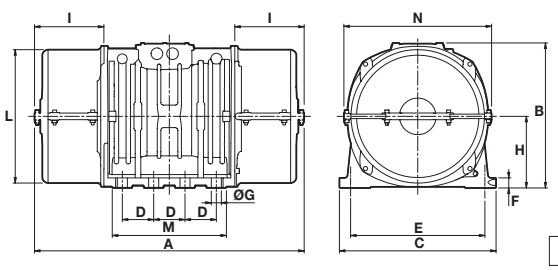

Fig. Q

MVSI

8 poles - 750/900 rpm

Three-phase

DESCRIPTION					MECHANICAL SPECIFICATIONS								ELECTRICAL SPECIFICATIONS					
					Static moment* kgmm		Centrifugal force kg		Centrifugal force kN		Weight kg		Max input power W		Max. current A		Ia/In	
Code	Type	SIZE		II2D Temp. class	50Hz	60Hz	50Hz	60Hz	50Hz	60Hz	50Hz	60Hz	50Hz	60Hz	400V 50Hz	460V 60Hz	50Hz	60Hz
602568	**MVSI 075/150-S02**	20	•	130°C	163	163	**104**	**149**	**1,02**	**1,46**	18,1	18,1	230	250	0,85	0,76	2,13	2,11
602575	**MVSI 075/250-S02**	30	•	130°C	286	286	**181**	**260**	**1,76**	**2,55**	26,2	26,2	350	380	1,10	1,05	2,03	2,29
602615	**MVSI 075/400-S02**	35	•	-	457	457	**288**	**415**	**2,83**	**4,07**	32,6	32,6	375	410	0,81	0,80	2,22	2,38
602616	**MVSI 075/530-S02**	35	•	-	580	580	**365**	**528**	**3,60**	**5,20**	36,0	36,0	375	410	0,81	0,80	2,22	2,38
602609	**MVSI 075/660-S08**	40	•	120°C	723	723	**456**	**656**	**4,47**	**6,44**	44,0	44,0	400	450	1,20	1,20	2,38	2,58
602610	**MVSI 075/910-S08**	50	•	120°C	1012	1012	**637**	**917**	**6,25**	**9,00**	55,8	55,8	400	500	1,40	1,30	2,38	2,85
602618	**MVSI 075/1310-S08**	60	•	150°C	1464	1464	**922**	**1327**	**9,04**	**13,0**	80,0	80,0	950	1100	2,20	2,20	2,63	3,41
602619	**MVSI 075/1750-S08**	60	•	135°C	1927	1927	**1214**	**1747**	**11,9**	**17,1**	92,0	92,0	1100	1300	2,60	2,26	2,78	3,04
602891	**MVSI 075/2110-S02**	70	•	135°C	2326	2326	**1463**	**2107**	**14,4**	**20,7**	130	130	1500	1790	4,10	4,20	3,55	2,95
602884	**MVSI 075/3110-S02**	80	•	135°C	3422	3422	**2152**	**3099**	**21,1**	**30,4**	188	188	2000	2300	5,40	5,20	3,98	4,62
602515	**MVSI 075/3800-S02**	80	•	135°C	4206	4206	**2645**	**3808**	**25,9**	**37,4**	204	204	2500	3000	6,00	6,00	4,00	4,20
602862	**MVSI 075/4200-S02**	90	•	135°C	4658	4658	**2930**	**4218**	**28,7**	**41,4**	238	238	2800	3350	6,50	6,50	3,84	4,00
602826	**MVSI 075/5300-S02**	90	•	135°C	5838	5838	**3672**	**5287**	**36,0**	**51,9**	268	268	4000	4300	8,20	7,85	3,87	5,35
602827	**MVSI 075/6500-S90**	95	□	135°C	7197	7197	**4526**	**6517**	**44,4**	**63,9**	315	315	4900	5800	9,90	9,50	3,04	3,26
602551	**MVSI 075/6800-S02** Δ	97	□	135°C	7340	7340	**4616**	**6647**	**45,3**	**65,2**	328	328	5600	6000	10,5	10,0	3,12	3,30
602870	**MVSI 075/10000-S02**	97	□	135°C	12390	10973	**7792**	**9937**	**76,4**	**97,5**	438	419	6800	7450	13,2	12,0	3,33	3,92
602863	**MVSI 075/12000-S90**	100	□	135°C	13816	12407	**8689**	**11235**	**85,2**	**110**	540	520	7600	8300	14,0	13,5	3,72	3,78
602871	**MVSI 075/14000-S02**	105	□	-	17946	15500	**11285**	**14036**	**111**	**138**	702	680	9200	9600	21,0	19,5	4,99	5,44
602872	**MVSI 075/17000-S02**	105	□	-	21337	19064	**13418**	**17263**	**132**	**169**	755	711	10400	11140	22,0	20,0	5,50	5,90
602873	**MVSI 075/22000-S90**	110	□	-	28633	24508	**18005**	**22192**	**177**	**218**	1015	981	12500	16200	26,5	28,0	5,63	4,71
602535	**MVSI 075/26000-S90**	110	□	-	-	28633	**-**	**25927**	**-**	**254**	-	1015	-	16200	-	28,0	-	4,71
602589	**MVSI 075/30000-S02**	120	□	-	47465	33440	**29845**	**30280**	**293**	**297**	1400	1280	24400	-	43,0	-	6,00	-

* Working moment = 2 x static moment. Δ For special application. □ CSA certification on request, with feeding line included.

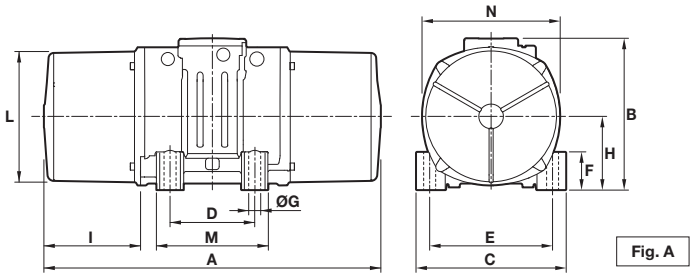

Fig. A

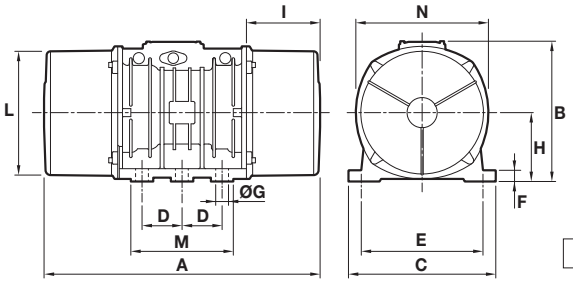

Fig. C

DIMENSIONAL SPECIFICATIONS (mm)

Type	Fig.	A	B	C	Holes D	Holes E	Holes ØG	Holes N°	F	H	I	L	M	N	Cable entry thread
MVSI 075/150-S02	**A**	344	203	167	**105**	**140**	**13**	**4**	30	82,5	93	145	146	160	M25X1,5
MVSI 075/250-S02	**A**	394	211	205	**120**	**170**	**17**	**4**	45	93,5	106	170	174	182	M25X1,5
MVSI 075/400-S02	**A**	435	224	205	**120**	**170**	**17**	**4**	42	104,5	117,5	187	162	203	M25X1,5
MVSI 075/530-S02	**A**	480	224	205	**120**	**170**	**17**	**4**	42	104,5	140	187	162	203	M25X1,5
MVSI 075/660-S08	**A**	500	244	230	**140**	**190**	**17**	**4**	45	116	134	207	190	225	M25X1,5
MVSI 075/910-S08	**A**	574	244	230	**140**	**190**	**17**	**4**	45	116	171	207	190	225	M25X1,5
MVSI 075/1310-S08	**A**	617	272	275	**155**	**225**	**22**	**4**	70	130	177	238	210	253	M25X1,5
MVSI 075/1750-S08	**A**	663	272	275	**155**	**225**	**22**	**4**	70	130	200	238	210	253	M25X1,5
MVSI 075/2110-S02	**A**	666	321	310	**155**	**255**	**23,5**	**4**	77	157	178	277	215	295	M25X1,5
MVSI 075/3110-S02	**A**	734	347	340	**180**	**280**	**26**	**4**	80	165	202	303	240	320	M32X1,5
MVSI 075/3800-S02	**A**	796	347	340	**180**	**280**	**26**	**4**	80	165	233	303	240	320	M32X1,5
MVSI 075/4200-S02	**A**	744	370	390	**200**	**320**	**28**	**4**	90	180	192	330	270	350	M32X1,5
MVSI 075/5300-S02	**A**	840	370	390	**200**	**320**	**28**	**4**	90	180	240	330	270	350	M32X1,5
MVSI 075/6500-S90	**A**	870	395	392	**200**	**320**	**28**	**4**	100	192	255	355	270	375	M32X1,5
MVSI 075/6800-S02 Δ	**C**	862	437	460	**125**	**380**	**39**	**6**	35	215	230	387	320	414	M32X1,5
MVSI 075/10000-S02	**C**	1002	437	460	**125**	**380**	**39**	**6**	35	215	300	387	320	414	M32X1,5
MVSI 075/12000-S90	**C**	1070	454	530	**140**	**440**	**45**	**6**	38	230	280	423	370	448	M32X1,5
MVSI 075/14000-S02	**F**	1040	526	570	**140**	**480**	**45**	**8**	41	268	240	486	510	516	M32X1,5
MVSI 075/17000-S02	**F**	1120	526	570	**140**	**480**	**45**	**8**	41	268	280	486	510	516	M32X1,5
MVSI 075/22000-S90	**F**	1150	607	610	**140**	**520**	**45**	**8**	38	297	298	542	510	582	M32X1,5
MVSI 075/26000-S90	**F**	1150	607	610	**140**	**520**	**45**	**8**	38	297	298	542	510	582	M32X1,5
MVSI 075/30000-S02	**Q**	1325	649	700	**140**	**600**	**45**	**8**	45	320	370	600	510	660	M32X1,5

Ia/In = ratio between start-up current and maximum current.

Several sizes are available with different mounting bolt patterns. Please contact sales office at Italvibras.

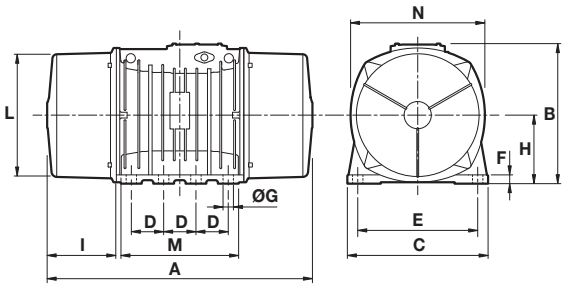

Fig. F

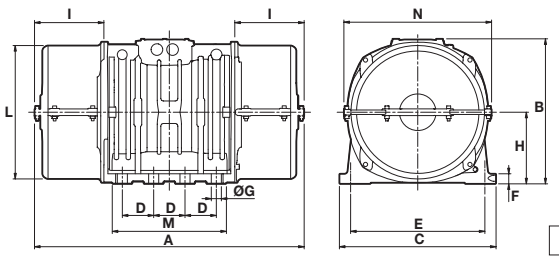

Fig. Q

Surface treatments and available versions for **MVSI Series**

MVSI



Technical features

Standard painting

Electrostatic surface treatment for all external components based on polymerised epoxy polyester powder in oven at 200°C.

Good resistance versus corrosion in normal operating conditions.

Salt spray tested for 500 hours.

MVSI-S



Technical features

Standard painting with weight covers in stainless steel.

Casing and terminal box cover with electrostatic surface treatment based on polymerised epoxy polyester powder in oven at 200°C.

Weight covers in stainless steel AISI 304.

Excellent resistance versus corrosion in normal operating conditions.

Salt spray tested for 500 hours.

MVSI-SI



Technical features

STEEL IT polyurethane resin coating

Casing and terminal box cover have a special polyurethane resin coating with insertion of stainless steel leafing pigment AISI 316L.

Weight covers in stainless steel AISI 304.

All external hexagonal head screws are of stainless steel quality A2.

Coating is USDA approved for being used in the food sector where there is a high risk of accidental contact with processed food.

Salt spray tested for 500 hours.

Available for all models from all frame sizes.

MVSI-BR



Technical features

Ball burnishing treatment

This treatment takes place without use of additional material and concerns the casing and the terminal box cover, while weight covers are in stainless steel AISI 304.

Such treatment gives to the surfaces a polished aspect with hydrophobic effect which consistently improves their resistance to corrosion.

Suitable for environments where any painting or other surface coating have to be avoided as subject to frequent cleaning and sanitation, particularly in the chemical, pharmaceutical and food sectors.

Available on aluminium alloy motor-vibrators, so up to frame size 60 included.