24 - DIMENSIONI *24 - DIMENSIONS* **24 - ABMESSUNGEN** *24 - DIMENSIONS*

A

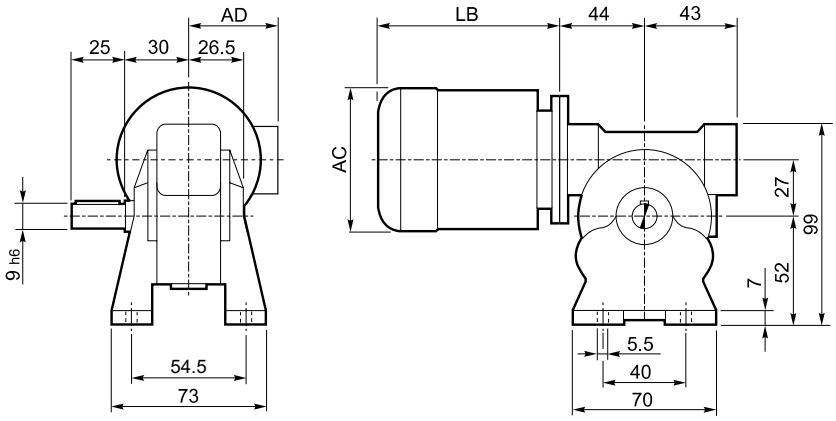

N

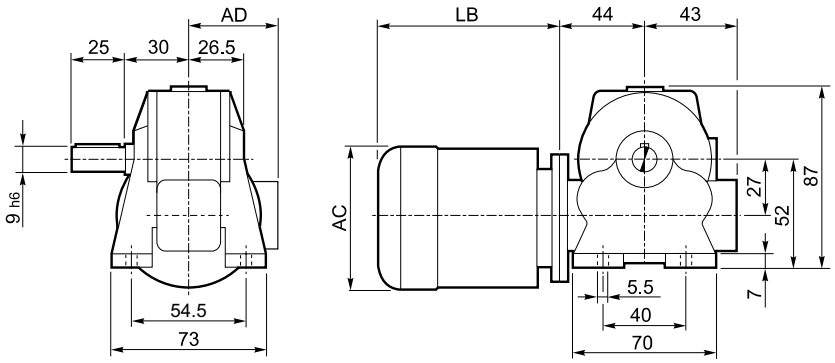

V

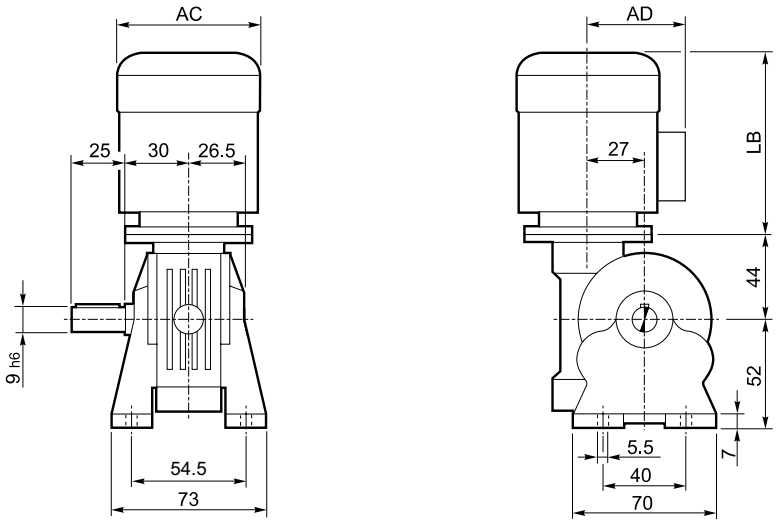

OUTPUT

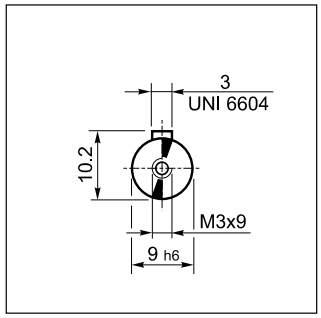

F

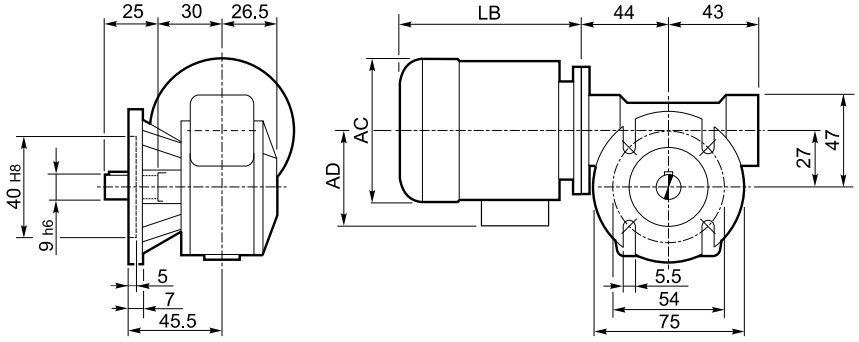

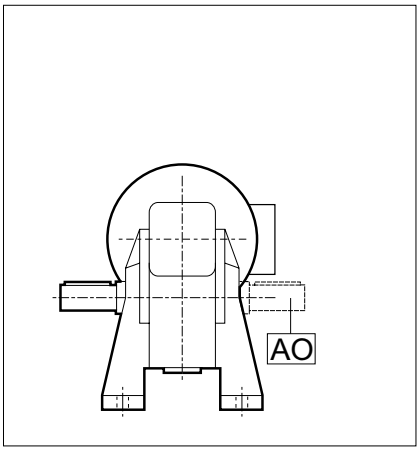

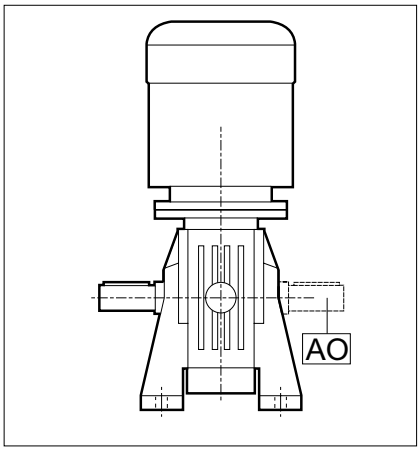

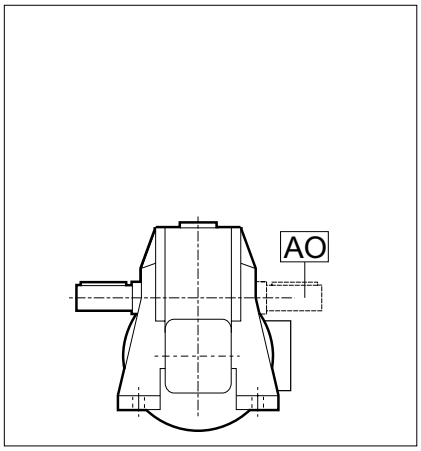

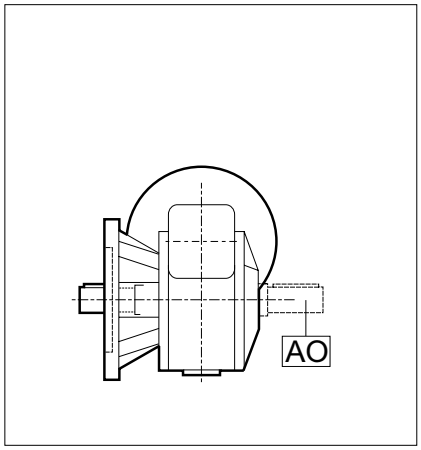

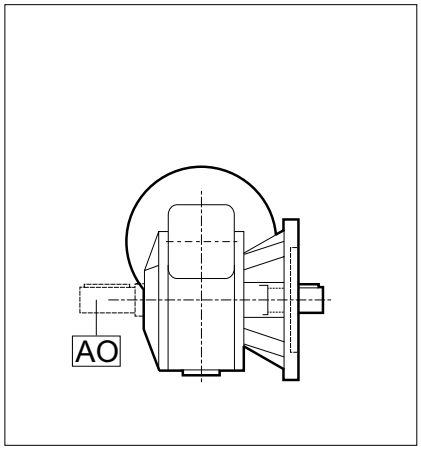

	VF 27													
	P_n kW	n min^{-1}	M_n Nm	η %	cosφ	In A (400V)	Is/In	Ms/Mn	Ma/Mn	Jm ($\cdot 10^{-4}$) kgm^2	kg	LB	AC	AD
BN 27A4	0.04	1350	0.28	36	0.57	0.28	2.3	2.0	1.8	0.56	2.8	132	103	76
BN 27B4	0.06	1360	0.42	39	0.57	0.39	2.5	2.2	1.9	0.76	3.1	149	103	76
BN 27C4	0.09	1380	0.63	46	0.65	0.43	2.8	2.3	1.9	1.49	3.3	175	112	94

A

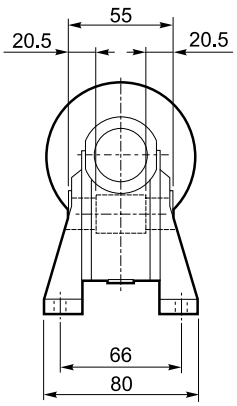

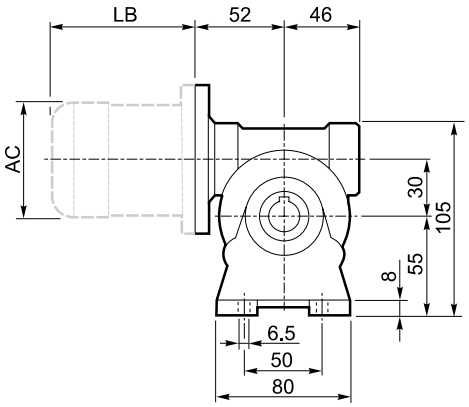

N

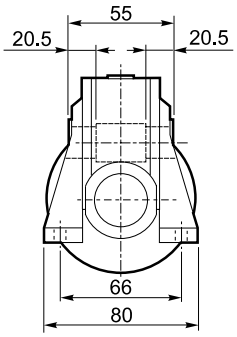

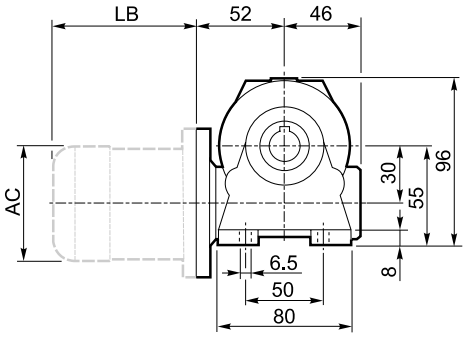

INPUT

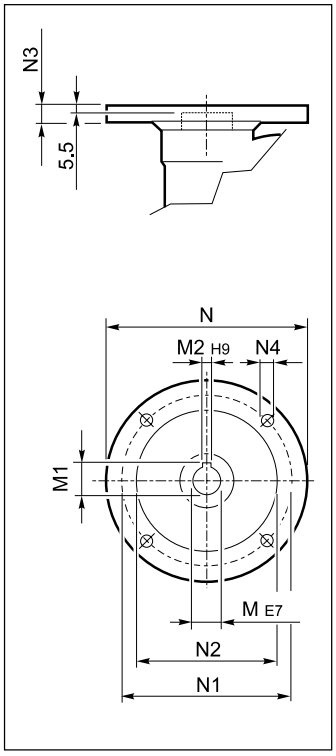

V

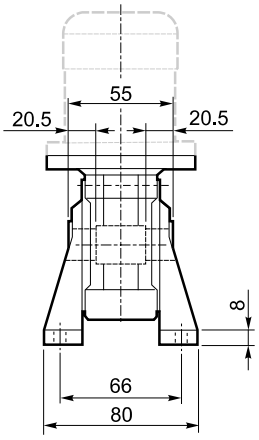

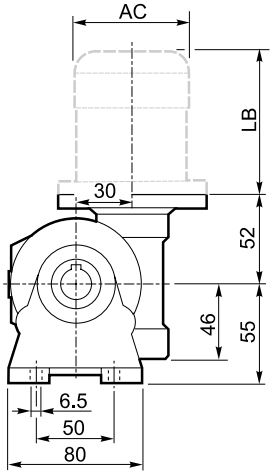

OUTPUT

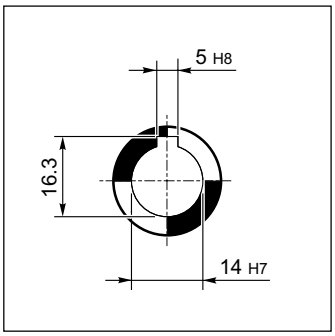

P

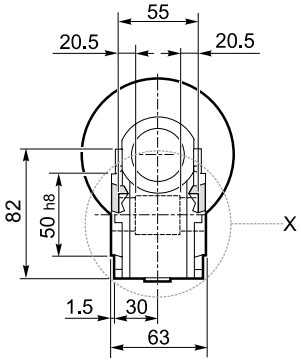

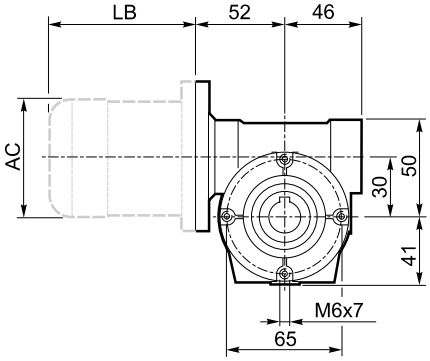

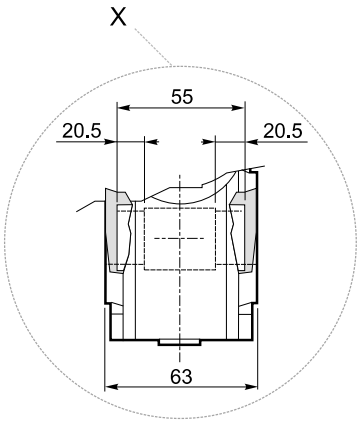

F_

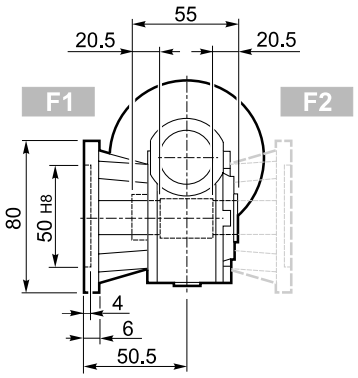

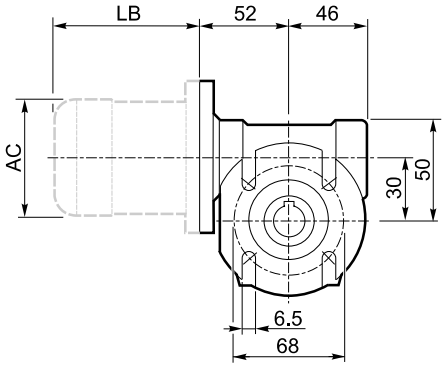

U

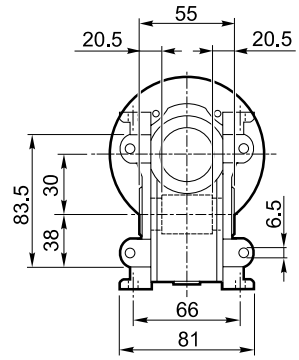

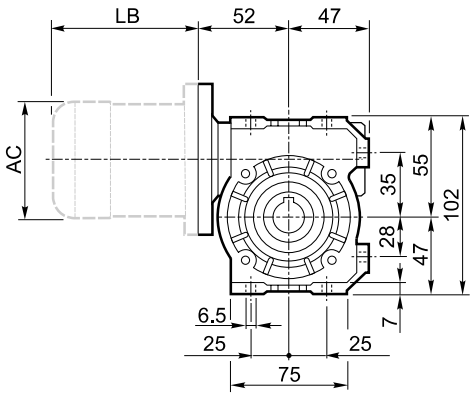

INPUT

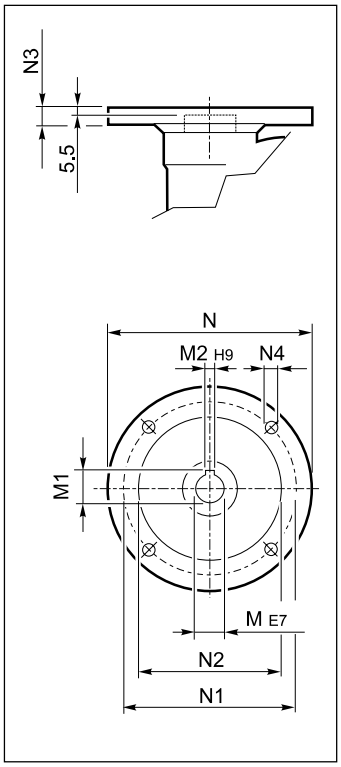

OUTPUT

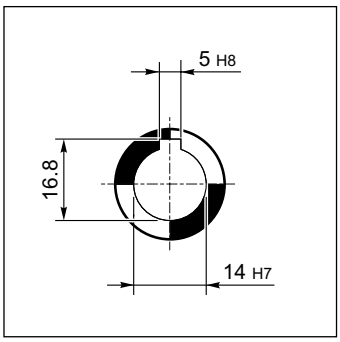

VF 30_												BN		BN...FD BN...FA		K		K...FC	
		M	M1	M2	N	N1	N2	N3	N4	Kg	IEC	LB	AC	LB	AC	LB	AC	LB	AC
VF 30	**P56 B5**	9	10.4	3	120	100	80	7	7	1.1	56	165	110	—	—	—	—	—	—
VF 30	**P56 B14**	9	10.4	3	80	65	50	7	5.5		56	165	110	—	—	—	—	—	—
VF 30	**P63 B5**	11	12.8	4	140	115	95	8	9.5		63	184	121	249	121	165	122	214	122
VF 30	**P63 B14**	11	12.8	4	90	75	60	6	5.5		63	184	121	249	121	—	—	—	—

A

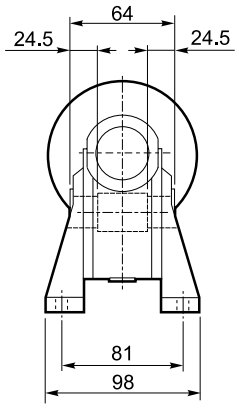

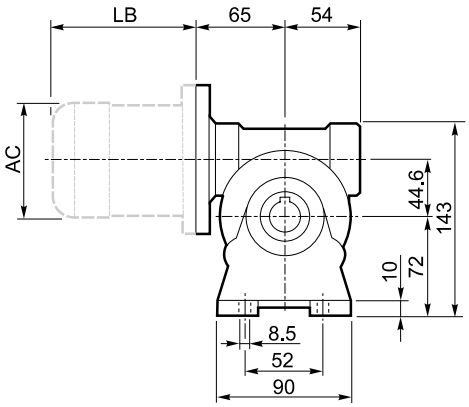

N

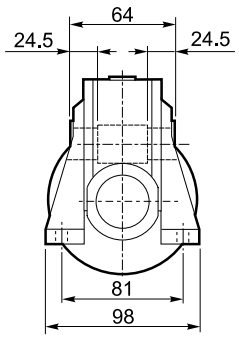

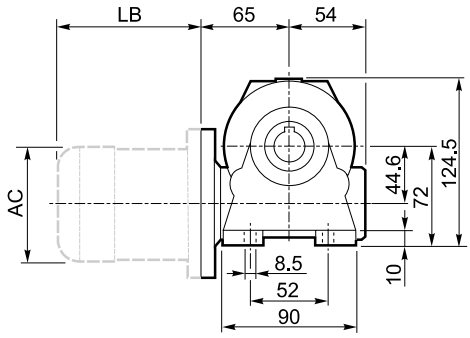

INPUT

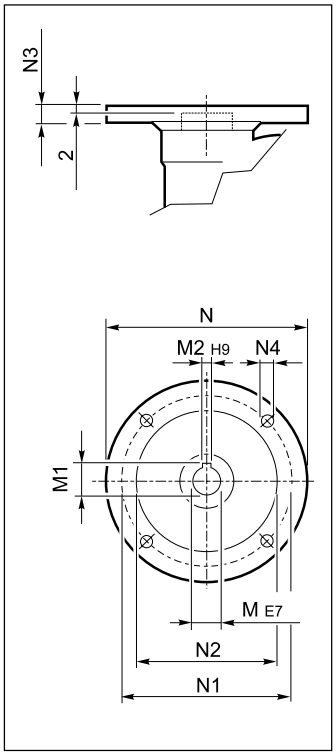

V

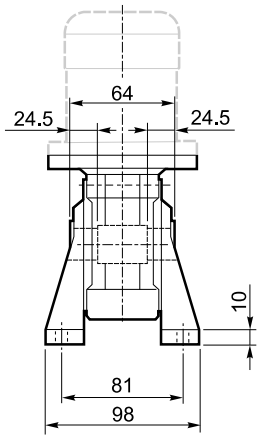

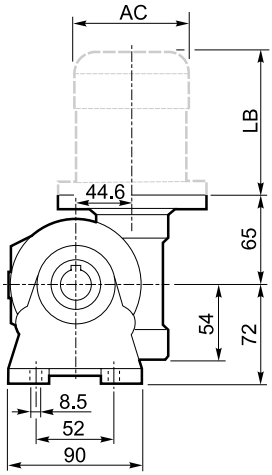

OUTPUT

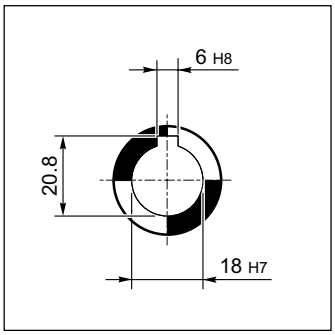

P

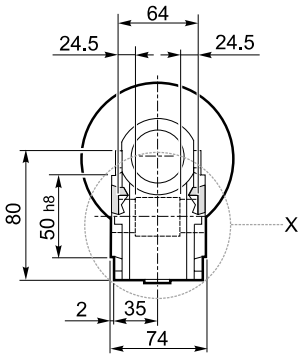

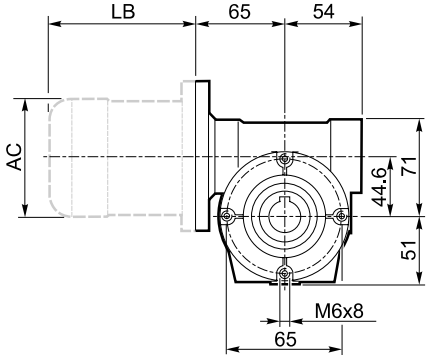

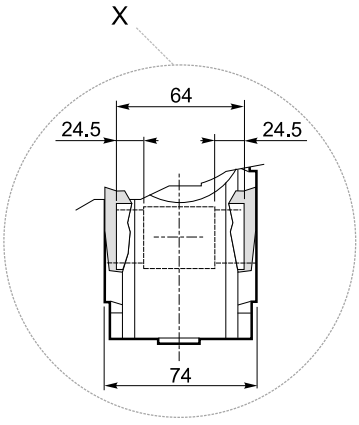

F_

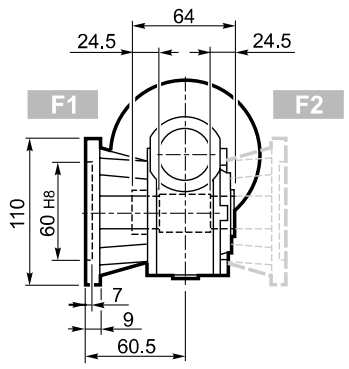

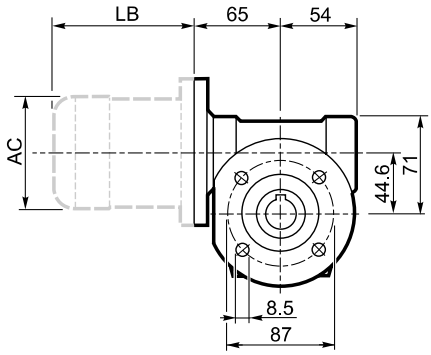

FA_

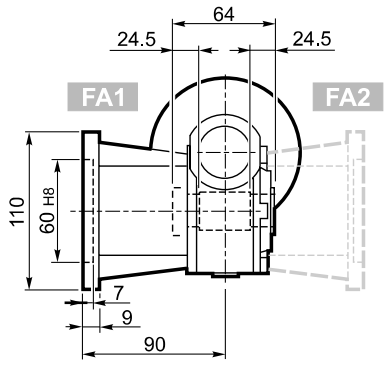

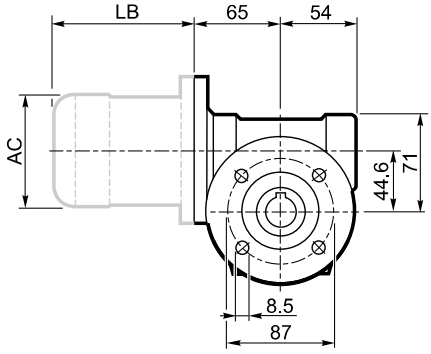

U

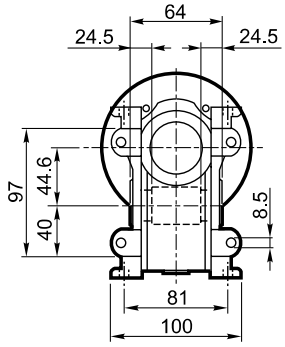

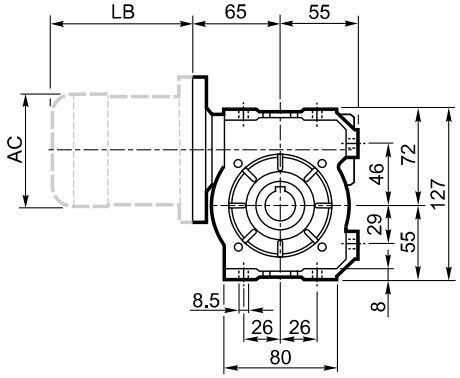

INPUT

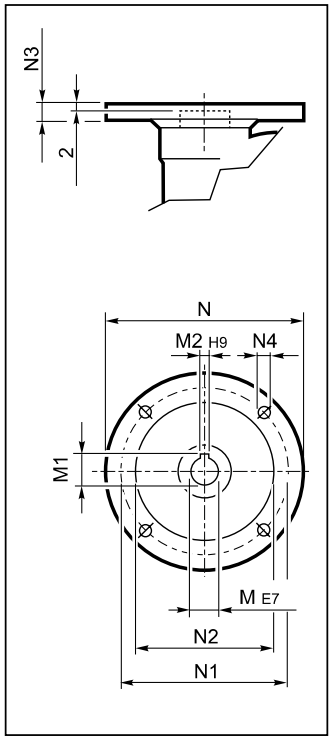

OUTPUT

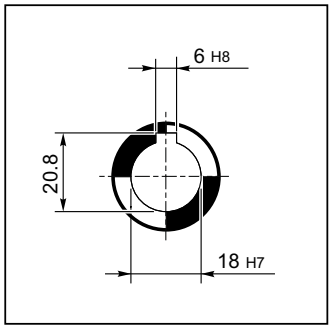

VF 44_												BN		BN...FD BN...FA		K		K...FC	
		M	M1	M2	N	N1	N2	N3	N4	kg	IEC	LB	AC	LB	AC	LB	AC	LB	AC
VF 44	**P63 B5**	11	12.8	4	140	115	95	10	9.5	2.0	63	184	121	249	121	165	122	214	122
VF 44	**P71 B5**	14	16.3	5	160	130	110	10	9.5		71	219	138	280	138	186	139	219	139
VF 44	**P63 B14**	11	12.8	4	90	75	60	8	5.5		63	184	121	249	121	—	—	—	—
VF 44	**P71 B14**	14	16.3	5	105	85	70	10	7		71	219	138	280	138	—	—	—	—

A

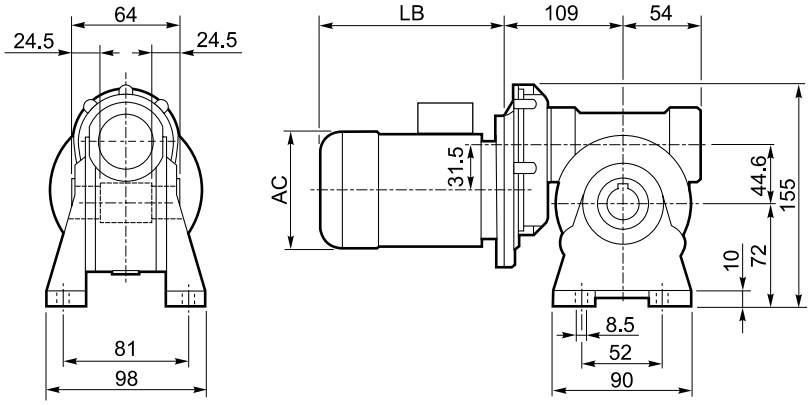
64
24.5
24.5
LB
109
54
AC
31.5
44.6
155
10
72
8.5
52
90
81
98

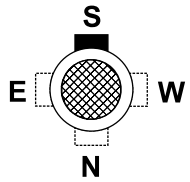
S
E
W
N

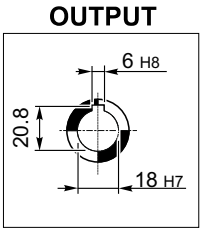
OUTPUT
6 H8
20.8
18 H7

N

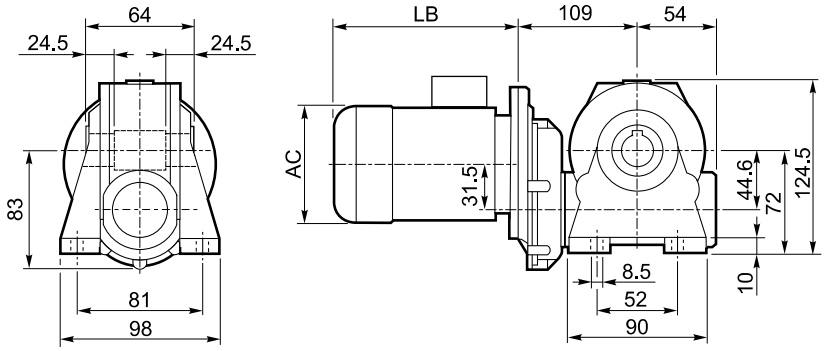
64
24.5
24.5
LB
109
54
AC
31.5
44.6
124.5
72
10
8.5
52
90
83
81
98

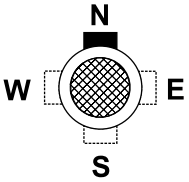
N
W
E
S

V

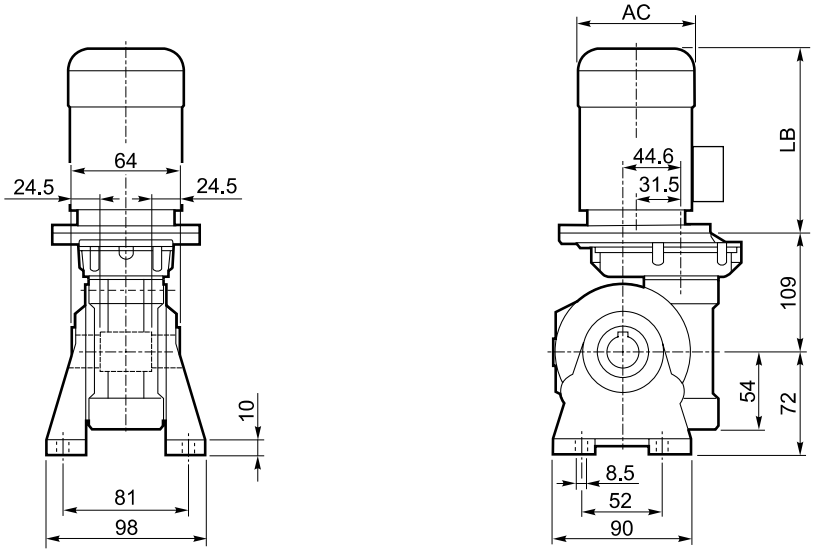
64
24.5
24.5
10
81
98
AC
LB
44.6
31.5
109
54
72
8.5
52
90


E
N
S
W

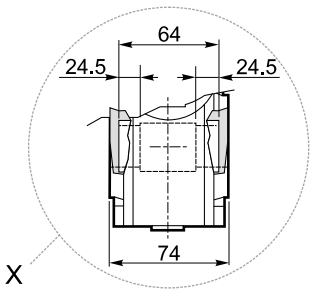
64
24.5
24.5
74
X

P

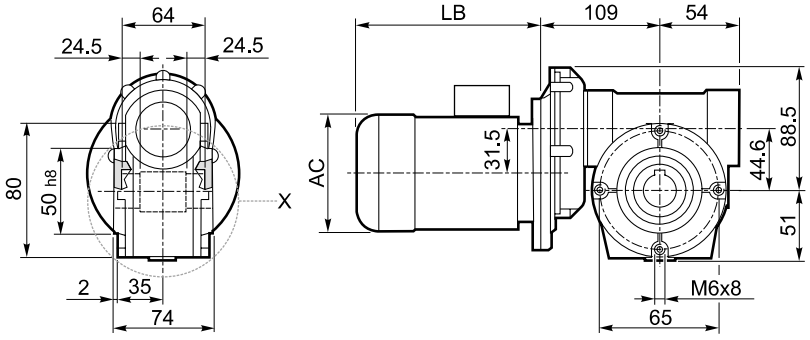
64
24.5
24.5
LB
109
54
AC
31.5
44.6
88.5
51
80
50 h8
X
2
35
74
M6x8
65

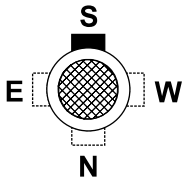
S
E
W
N

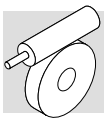

F_

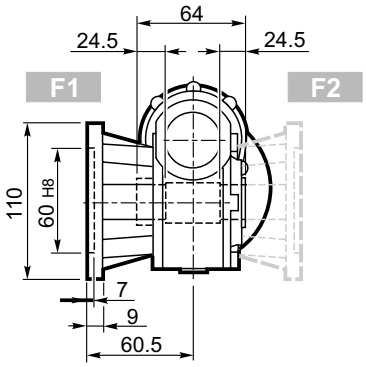

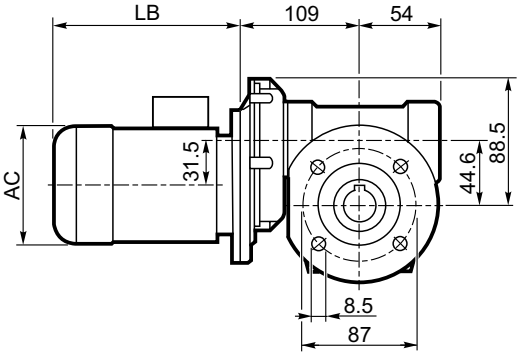

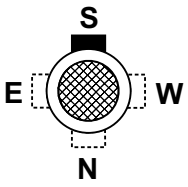

OUTPUT

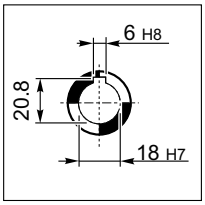

FA_

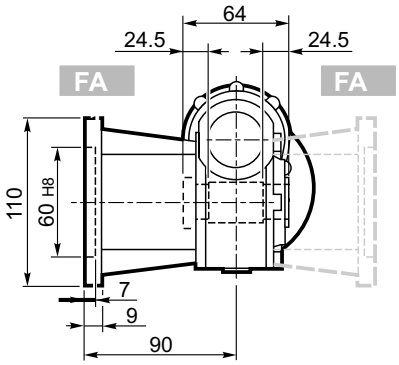

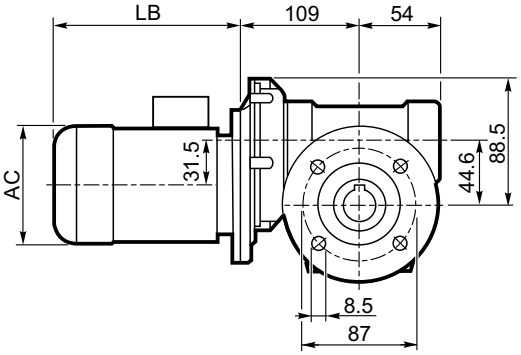

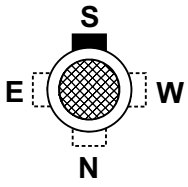

U

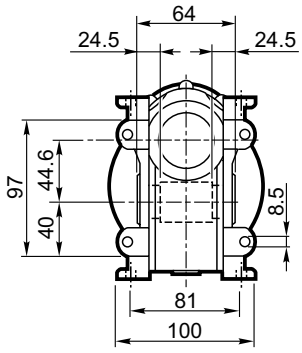

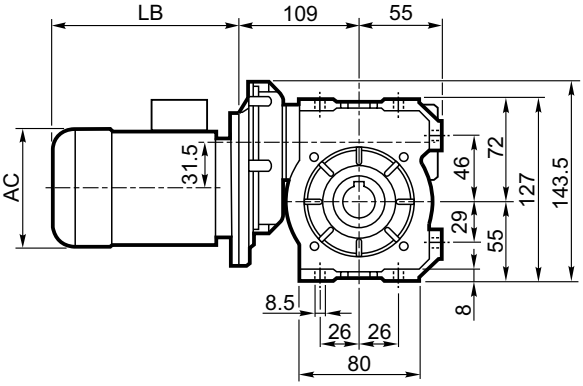

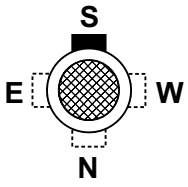

	VFR 44_													
	P_n kW	n min^{-1}	M_n Nm	η %	cosφ	In A (400V)	Is/In	Ms/Mn	Ma/Mn	Jm ($\cdot 10^{-4}$) kgm^2	kg	LB	AC	AD
BN 44B4	0.06	1380	0.42	40	0.58	0.38	2.4	2.3	1.9	1.22	4.7	168	112	94
BN 44C4	0.09	1380	0.63	46	0.65	0.43	2.8	2.3	2	1.49	4.6	168	112	94

A

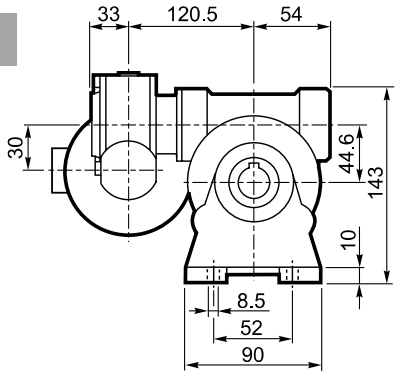

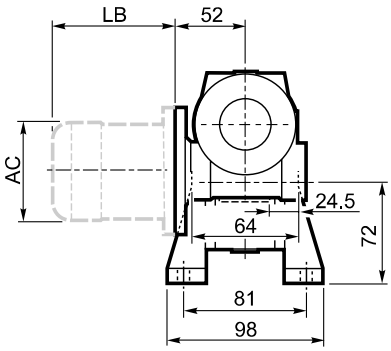

INPUT

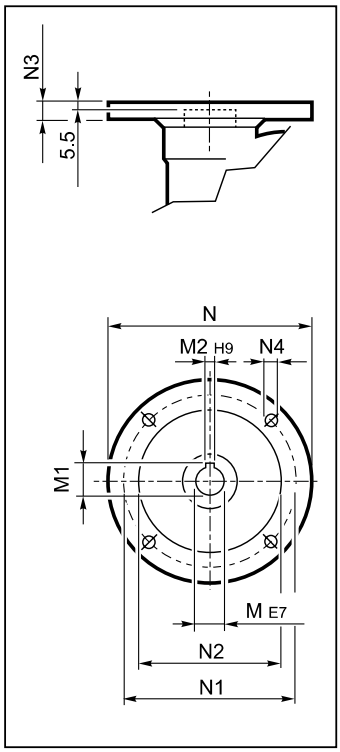

F_

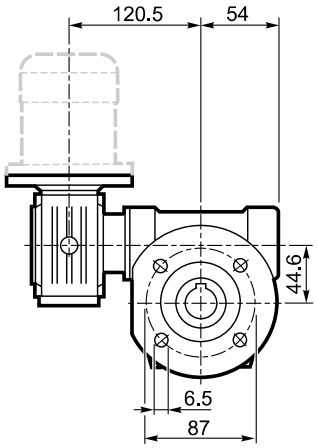

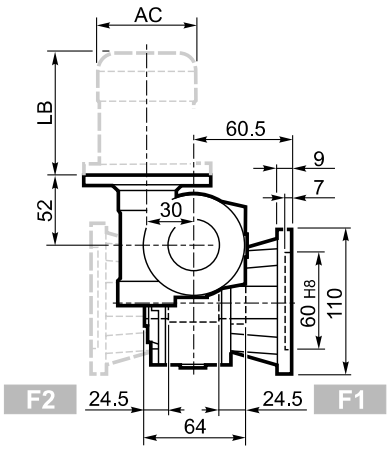

OUTPUT

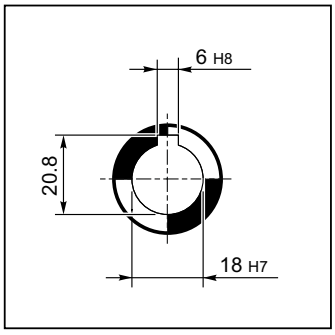

FA_

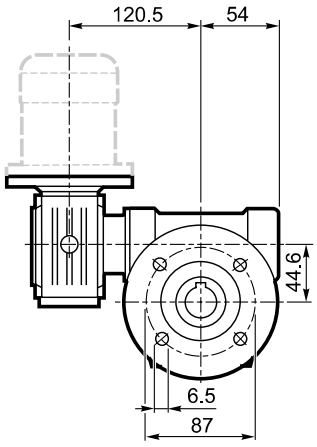

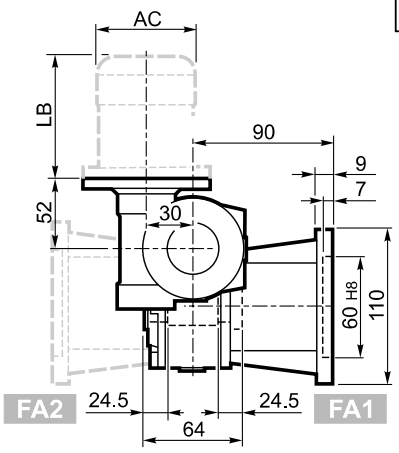

P

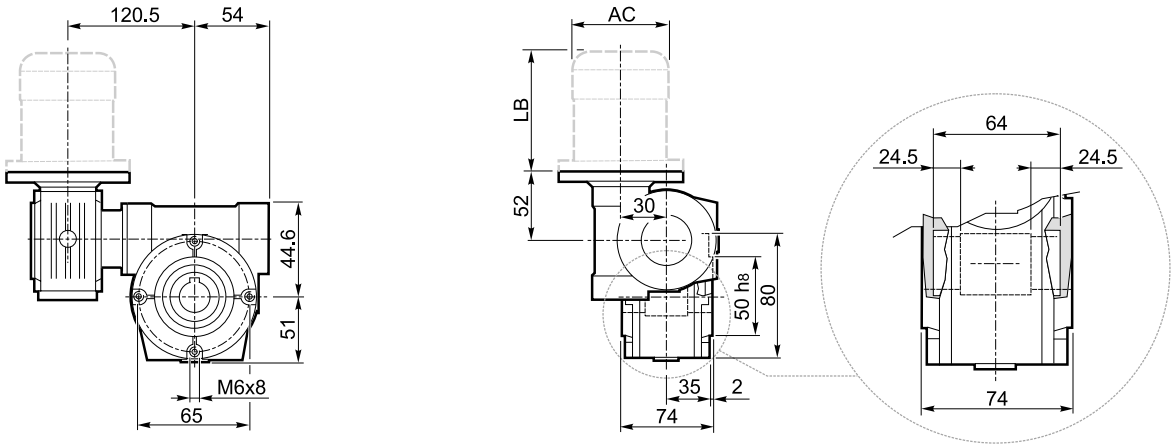

U

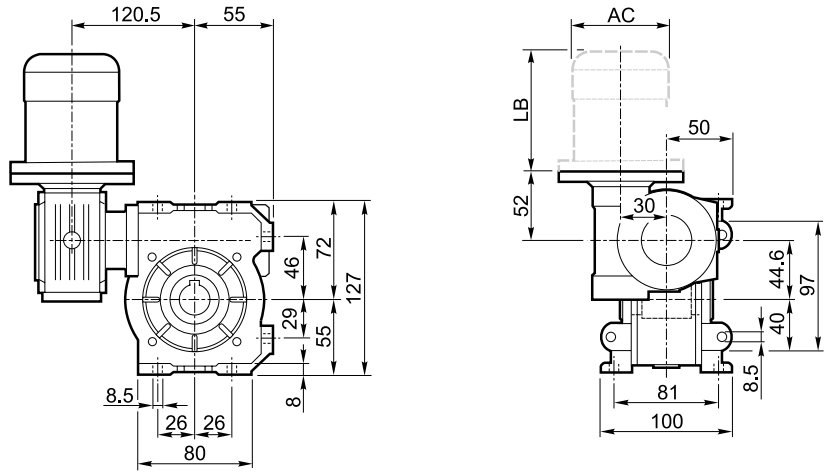

VF/VF 30/44_											BN		BN...FD BN...FA	
		M	M1	M2	N	N1	N2	N3	N4	Kg	IEC	LB	AC	LB	AC
VF/VF 30/44	P56 B14	9	10.4	3	80	65	50	7	5.5	3.5	BN 56	165	110	—	—
VF/VF 30/44	P63 B14	11	12.8	4	90	75	60	6	5.5		BN 63	184	121	249	121

A

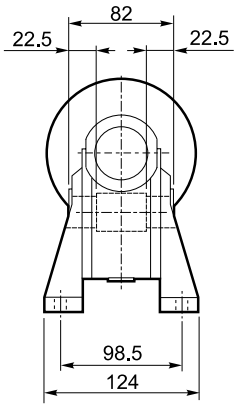

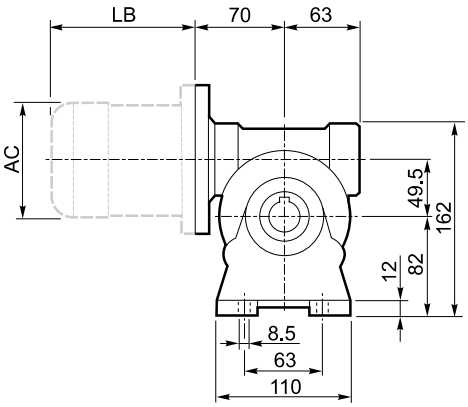

INPUT

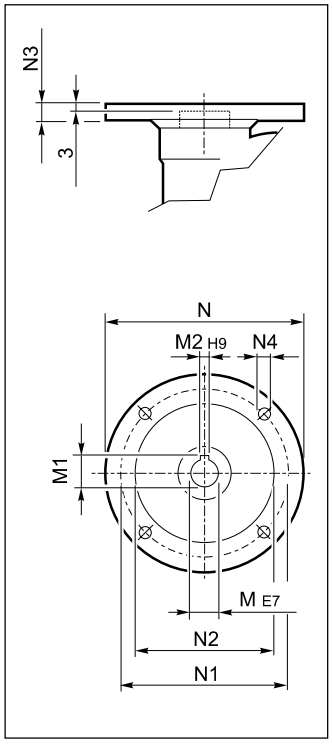

N

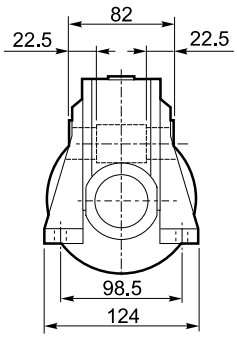

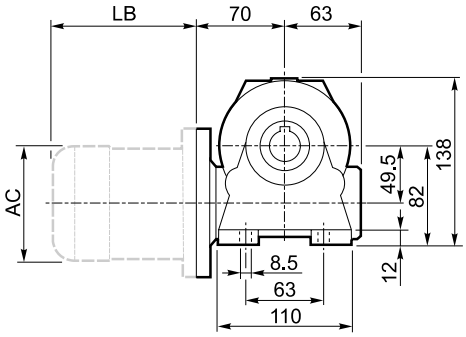

OUTPUT

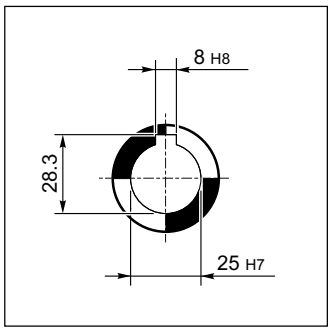

V

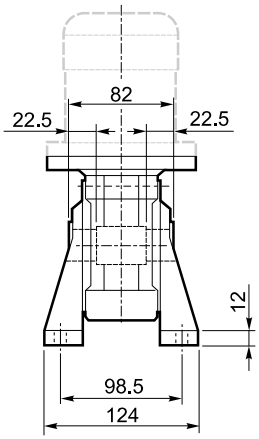

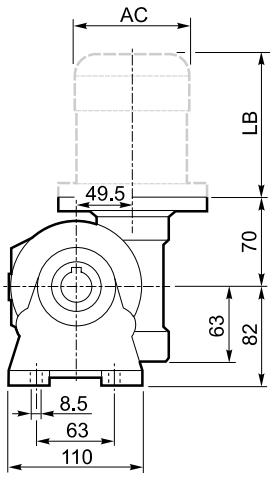

P

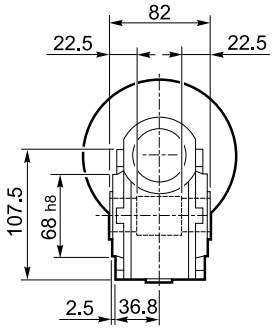

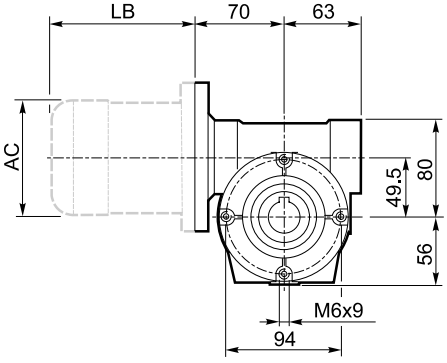

F_

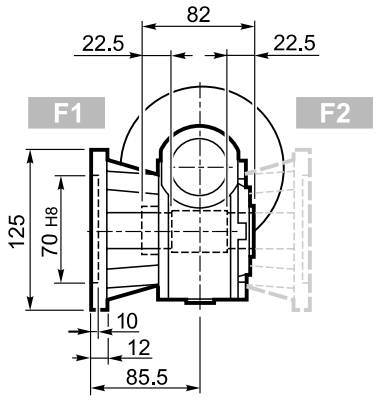

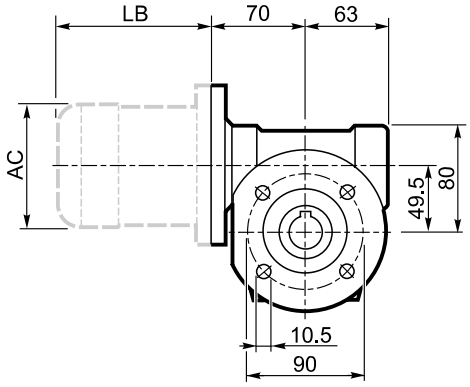

FA_

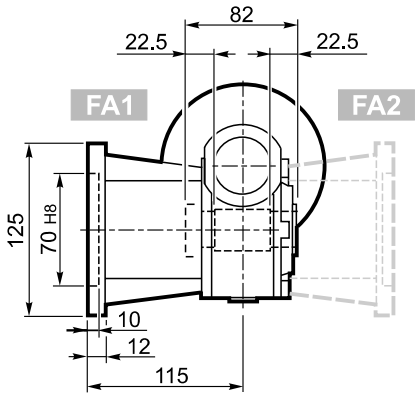

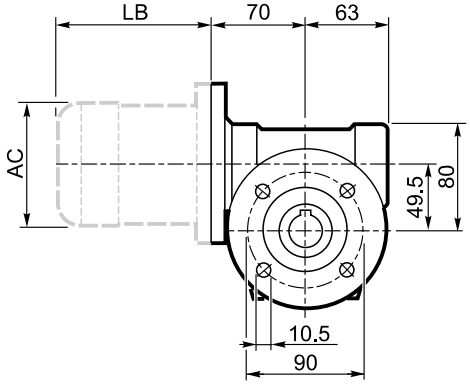

U

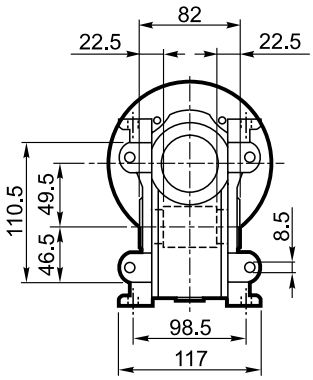

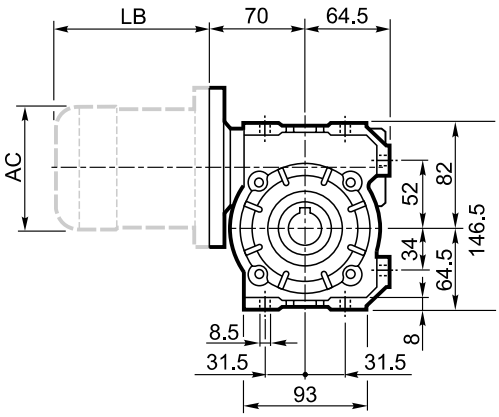

VF 49_												BN		BN...FD BN...FA		K		K...FC	
		M	M1	M2	N	N1	N2	N3	N4	Kg	IEC	LB	AC	LB	AC	LB	AC	LB	AC
VF 49	P63 B5	11	12.8	4	140	115	95	10.5	9.5	3.0	63	184	121	249	121	165	122	214	122
VF 49	P71 B5	14	16.3	5	160	130	110	10.5	9.5		71	219	138	280	138	186	139	219	139
VF 49	P80 B5	19	21.8	6	200	165	130	10	11.5		80	234	156	306	156	—	—	—	—
VF 49	P63 B14	11	12.8	4	90	75	60	7	6		63	184	121	249	121	—	—	—	—
VF 49	P71 B14	14	16.3	5	105	85	70	10.5	6.5		71	219	138	280	138	—	—	—	—
VF 49	P80 B14	19	21.8	6	120	100	80	10	7		80	234	156	306	156	—	—	—	—

A

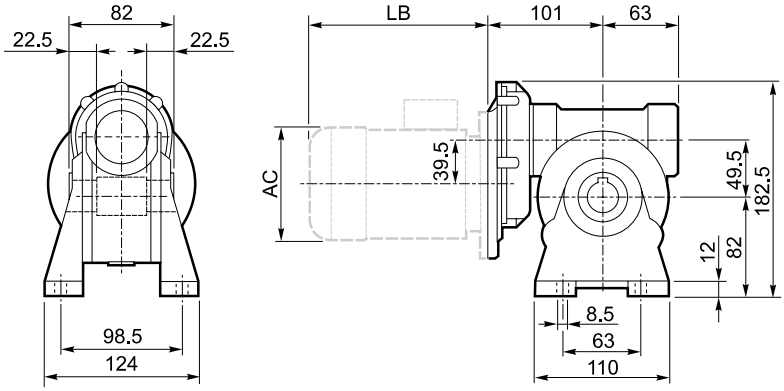

N

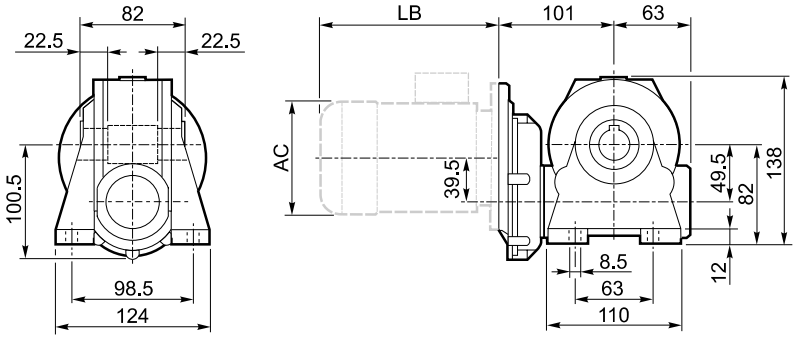

V

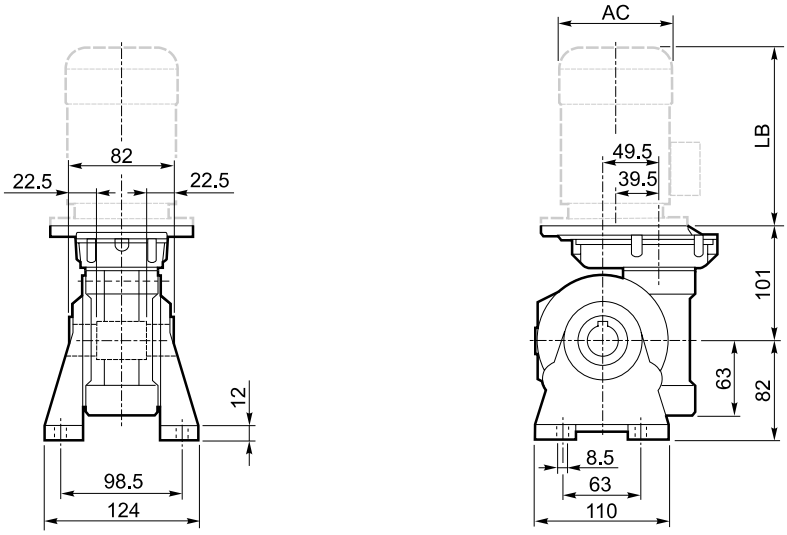

P

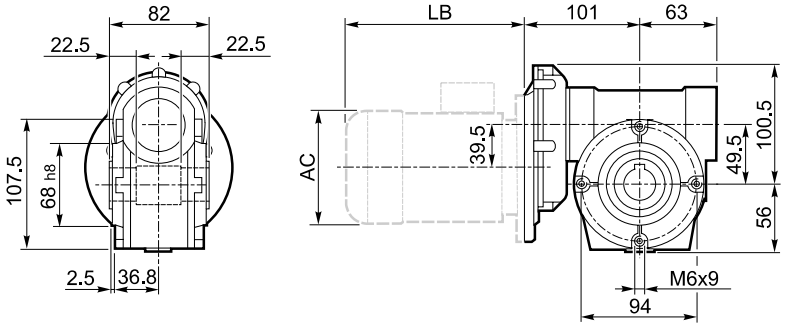

INPUT

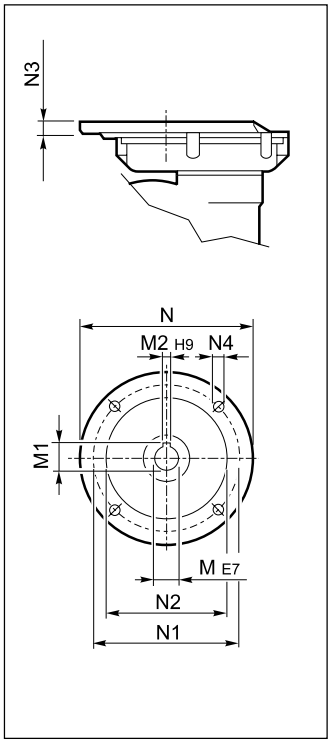

OUTPUT

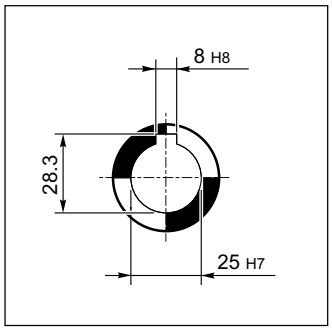

F_

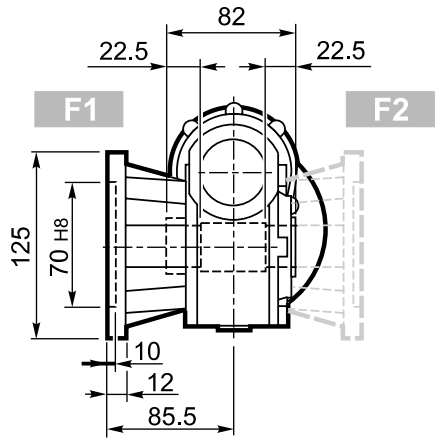

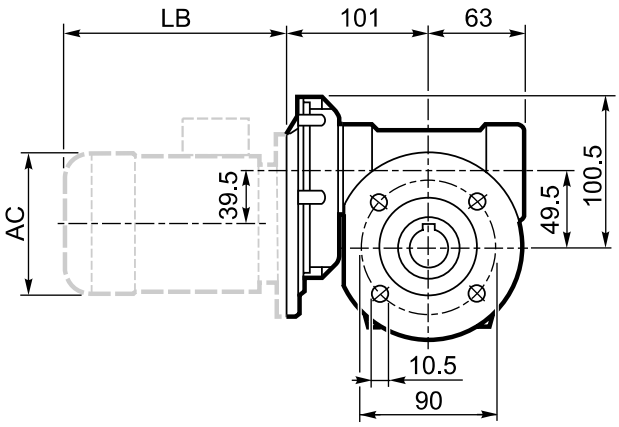

FA_

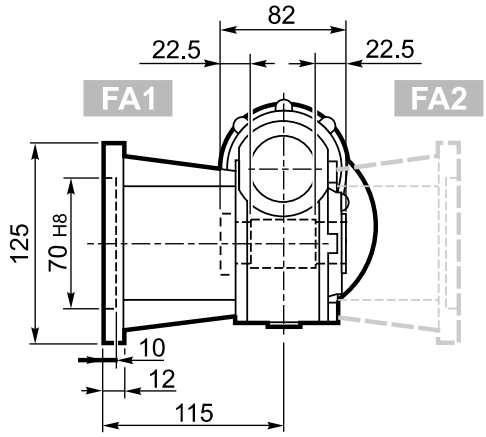

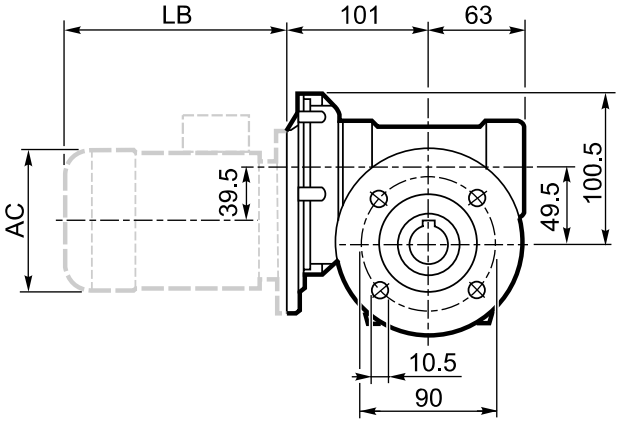

U

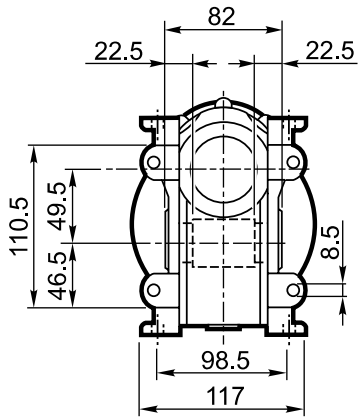

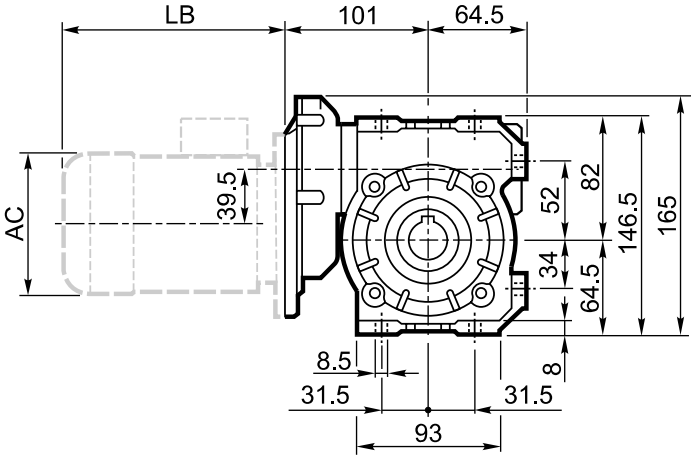

VFR 49_												BN		BN...FD BN...FA	
		M	M1	M2	N	N1	N2	N3	N4	Kg	IEC	LB	AC	LB	AC
VFR 49	P63 B5	11	12.8	4	140	115	95	11	M8 x 19	5.0	BN 63	184	121	249	121

A

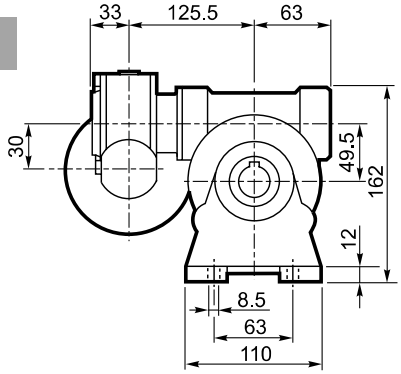

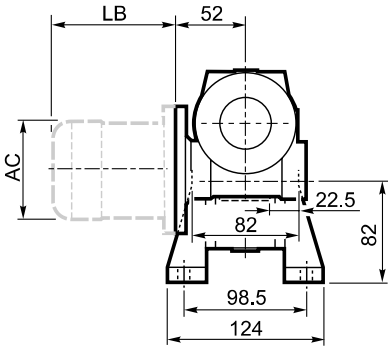

INPUT

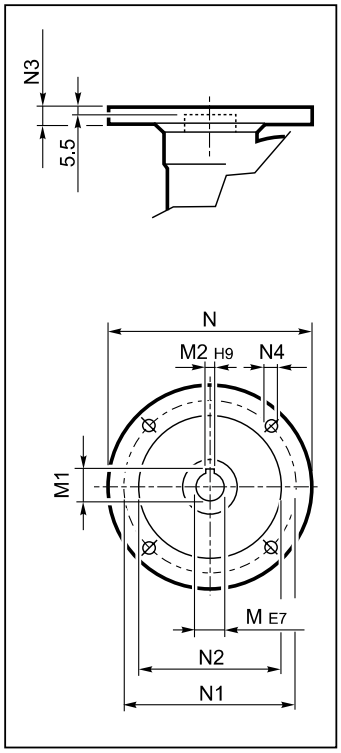

F_

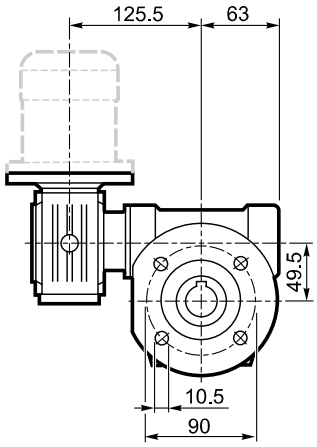

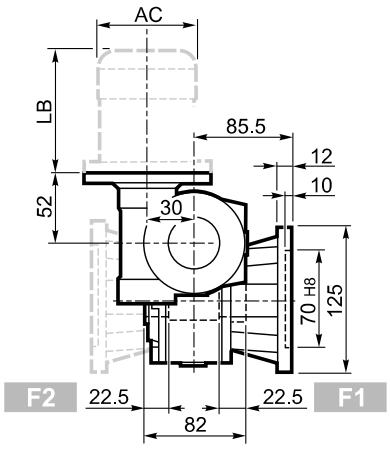

OUTPUT

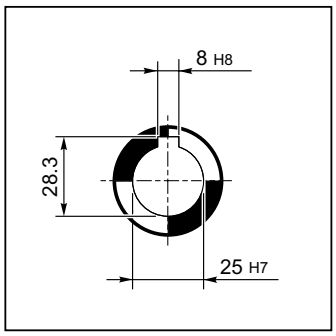

FA_

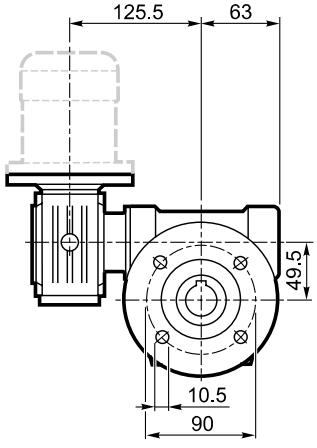

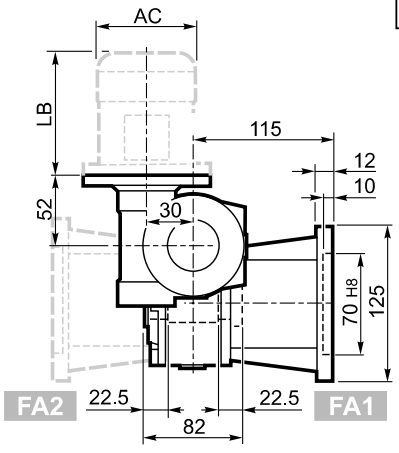

P

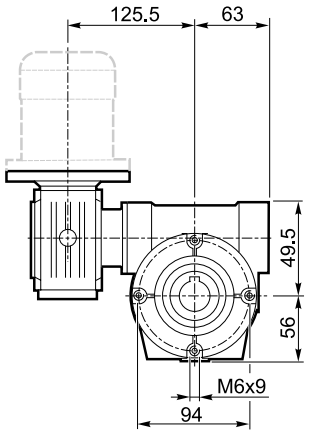

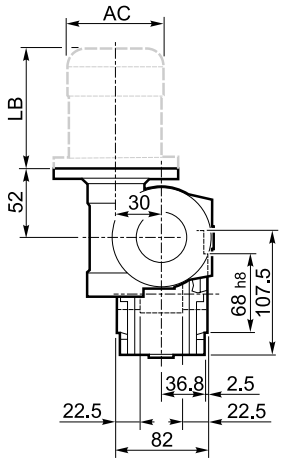

U

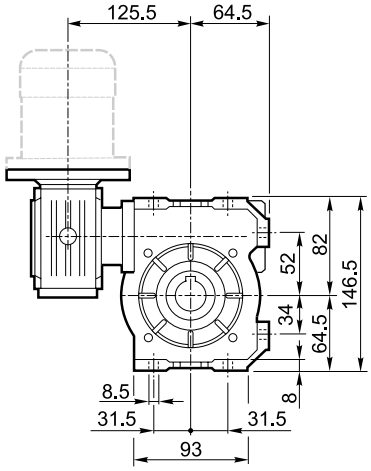

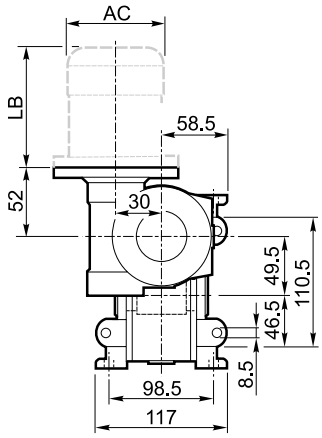

VF/VF 30/49_												BN		BN...FD BN...FA	
		M	M1	M2	N	N1	N2	N3	N4	Kg	IEC	LB	AC	LB	AC
VF/VF 30/49	P56 B14	9	10.4	3	80	65	50	7	5.5	4.5	BN 56	165	110	—	—
VF/VF 30/49	P63 B14	11	12.8	4	90	75	60	6	5.5		BN 63	184	121	249	121

U

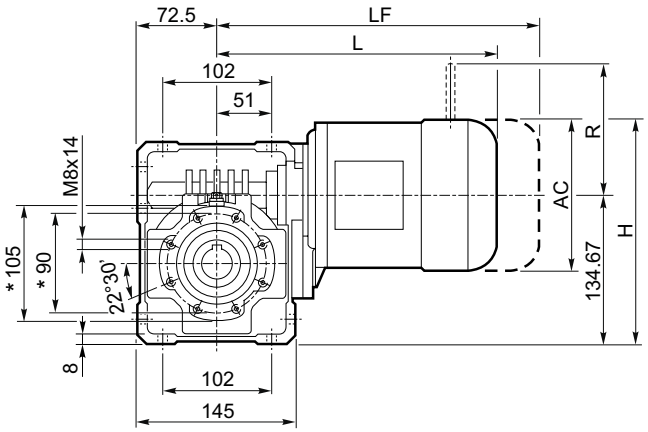

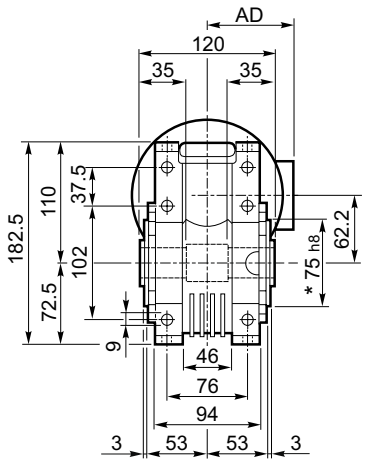

UF_

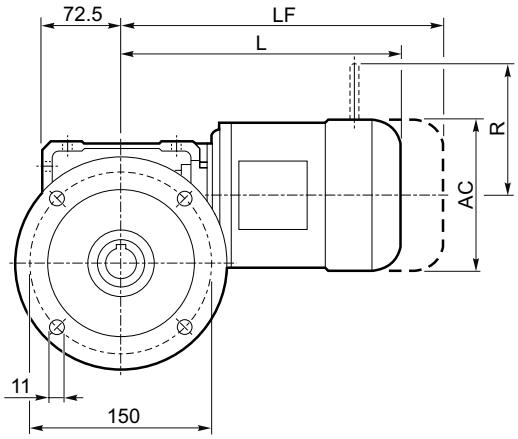

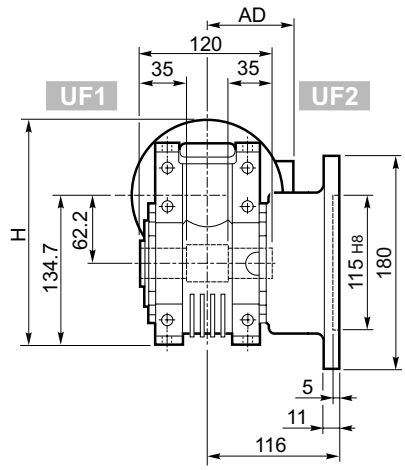

UFC_

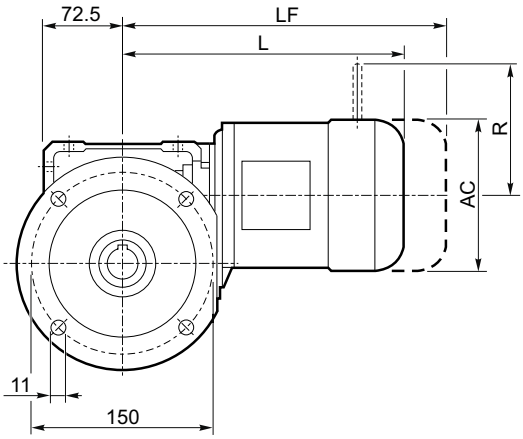

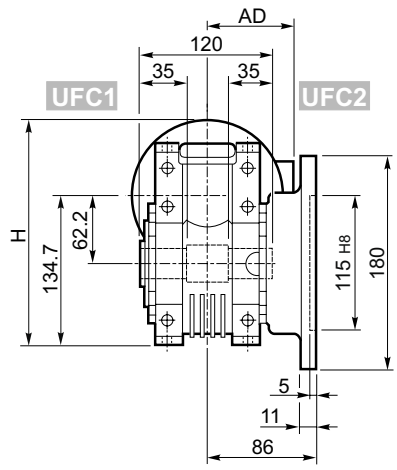

W 63													
					M_			M...FD M...FA		M...FD		M...FA	
			AC	H	L	AD	Kg	LF	Kg	R	AD	R	AD
W 63	**S1**	**M1S**	138	204	265	108	11	328	13	103	132	124	108
W 63	**S1**	**M1L**	138	204	289	108	13	350	15	103	132	124	108
W 63	**S2**	**M2S**	156	213	317	119	17	393	20	129	143	134	119

OUTPUT

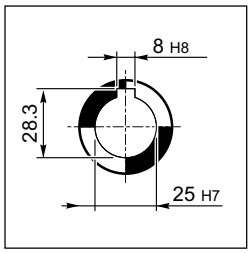

* Da ambo i lati / *On both sides* /Auf beiden seiten / *Tous le deux cotés*

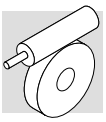

U

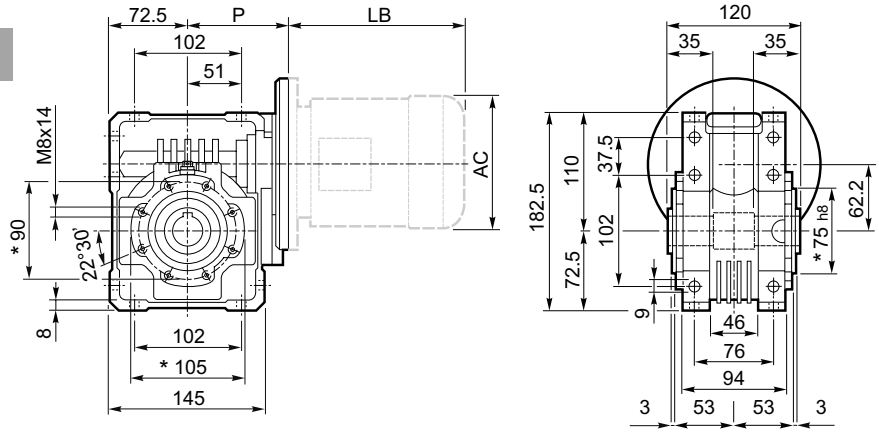

UF_

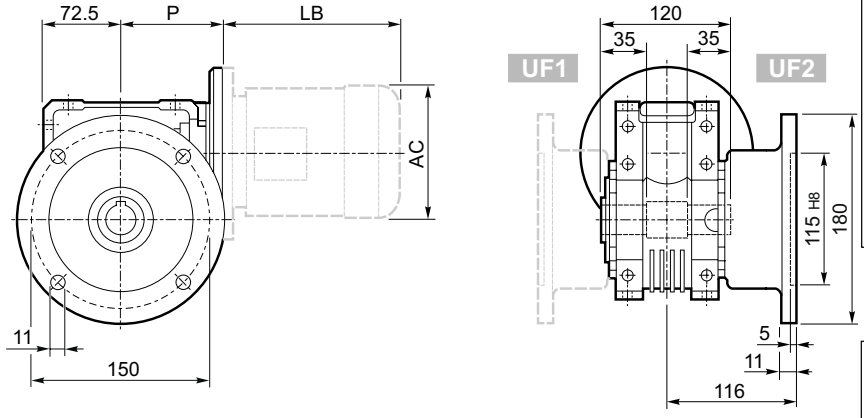

UFC_

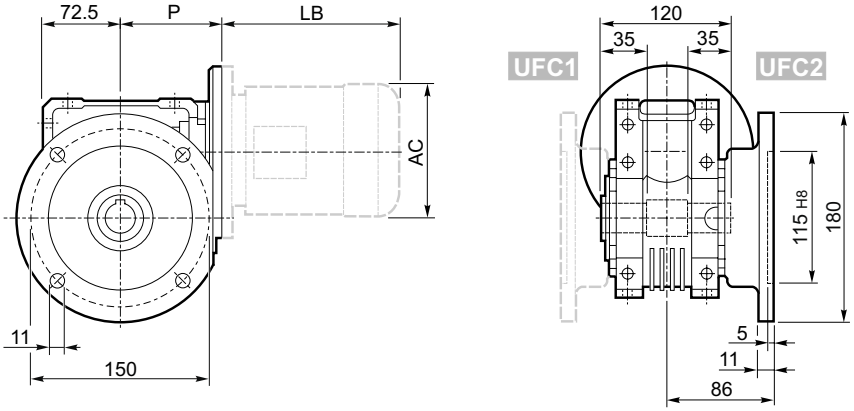

INPUT

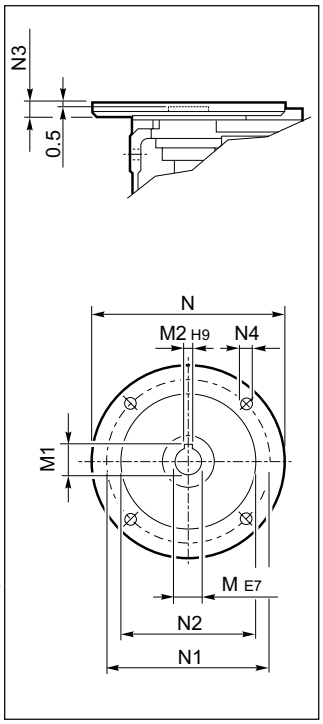

OUTPUT

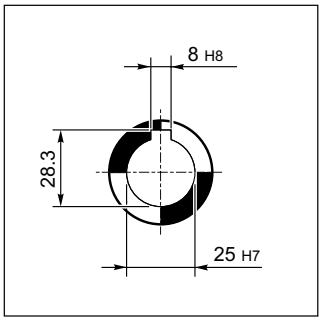

W 63													BN		BN...FD BN...FA	
		M	M1	M2	N	N1	N2	N3	N4	P	Kg	IEC	LB	AC	LB	AC
W 63	**P71 B5**	14	16.3	5	160	130	110	11	9	95	6.3	**BN 71**	219	138	280	138
W 63	**P80 B5**	19	21.8	6	200	165	130	12	11.5	102	6.5	**BN 80**	234	156	306	156
W 63	**P90 B5**	24	27.3	8	200	165	130	12	11.5	102	6.4	**BN 90**	276	176	359	176
W 63	**P71 B14**	14	16.3	5	105	85	70	11	6.5	95	6.1	**BN 71**	219	138	280	138
W 63	**P80 B14**	19	21.8	6	120	100	80	11	6.5	102	6.3	**BN 80**	234	156	306	156
W 63	**P90 B14**	24	27.3	8	140	115	95	11	8.5	102	6.3	**BN 90**	276	176	359	176

U

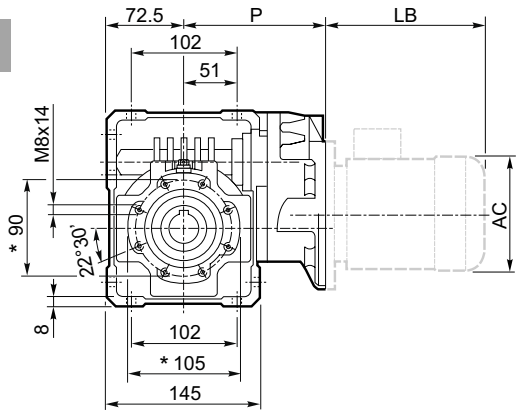

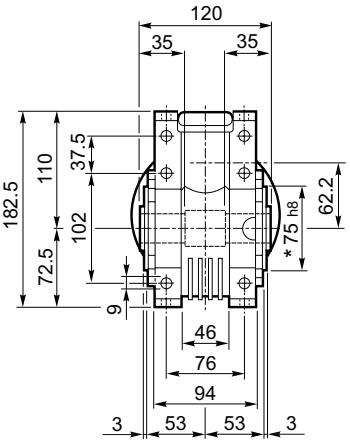

INPUT

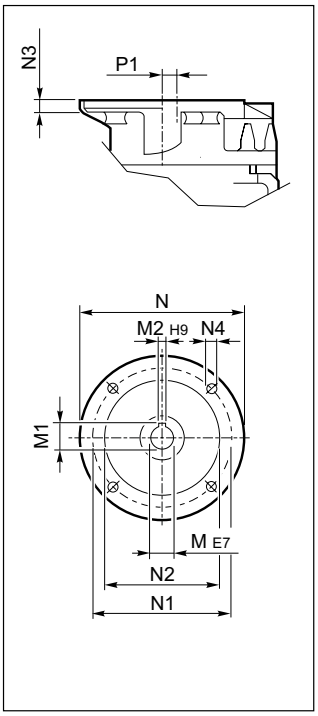

UF_

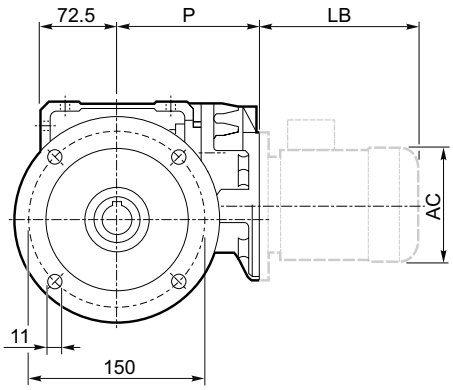

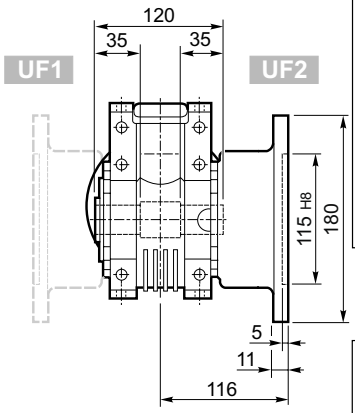

OUTPUT

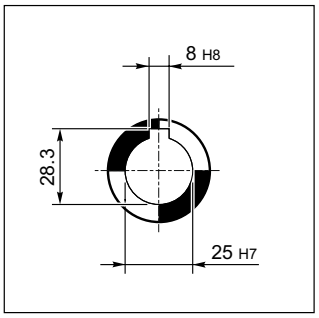

UFC_

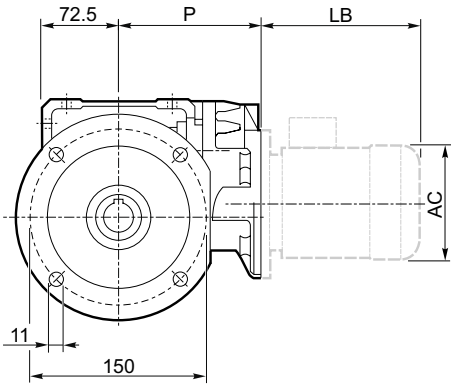

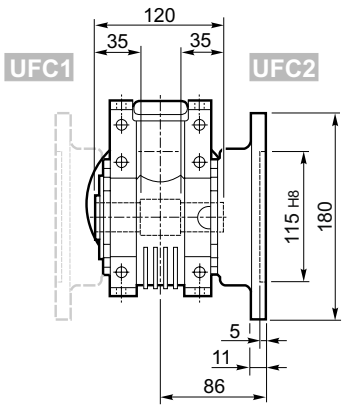

WR 63_													BN		BN...FD BN...FA	
		M	M_1	M_2	N	N_1	N_2	N_3	N_4	P	P_1	Kg	IEC	LB	AC	LB	AC
WR 63	**P63 B5**	11	12.8	4	140	115	95	10	M8x10	133.5	11.42	7.1	**BN 63**	184	121	249	121
WR 63	**P71 B5**	14	16.3	5	160	130	110	10	M8x10	133.5	11.42		**BN 71**	219	138	280	138

* Da ambo i lati / *On both sides* /Auf beiden seiten / *Tous le deux cotés*

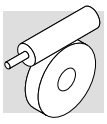

U

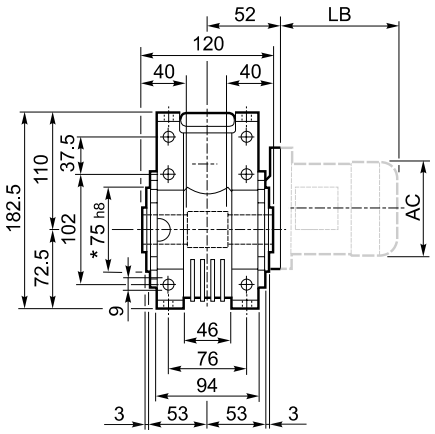

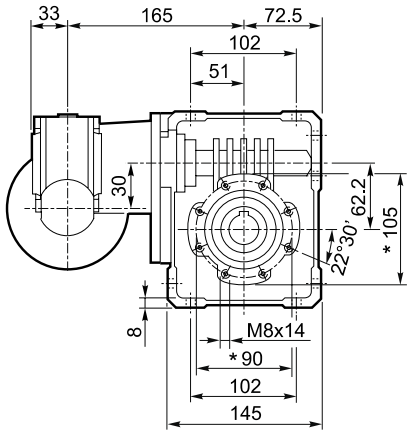

INPUT

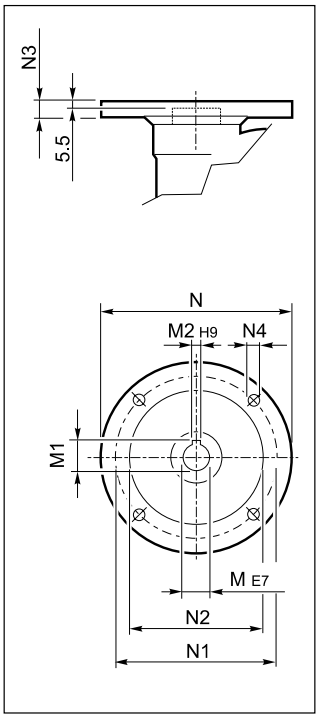

UF_

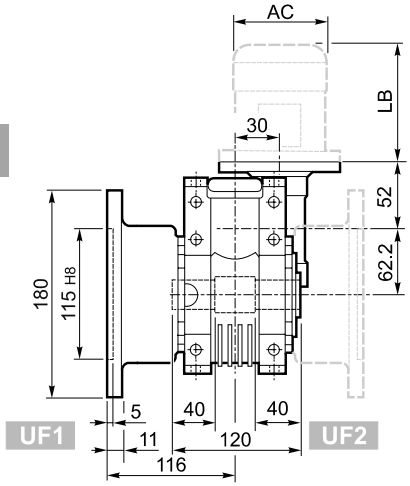

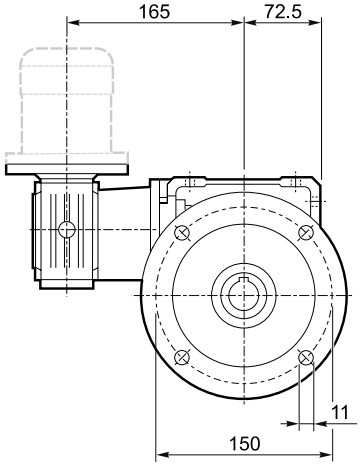

OUTPUT

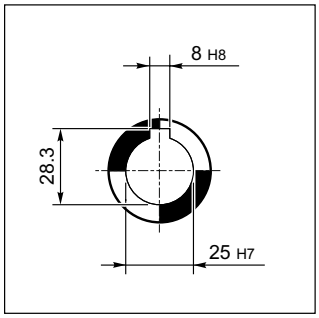

UFC_

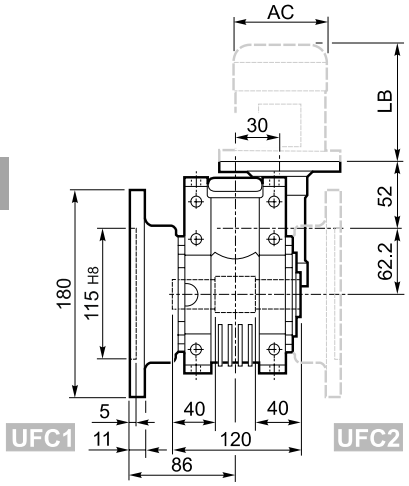

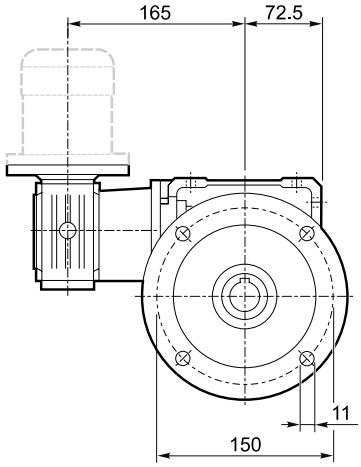

VF/W 30/63_												BN		BN...FD BN...FA		K		K...FC	
		M	M1	M2	N	N1	N2	N3	N4	Kg	IEC	LB	AC	LB	AC	LB	AC	LB	AC
VF/W 30/63	P56 B5	9	10.4	3	120	100	80	7	7	8.0	56	165	110	—	—	—	—	—	—
VF/W 30/63	P63 B5	11	12.8	4	140	115	95	8	9.5		63	184	121	249	121	165	122	214	122
VF/W 30/63	P63 B14	9	10.4	3	80	65	50	7	5.5		63	184	121	249	121	165	122	214	122
VF/W 30/63	P63 B14	11	12.8	4	90	75	60	6	5.5		63	184	121	249	121	—	—	—	—

* Da ambo i lati / *On both sides* /Auf beiden seiten / *Tous le deux cotés*

U

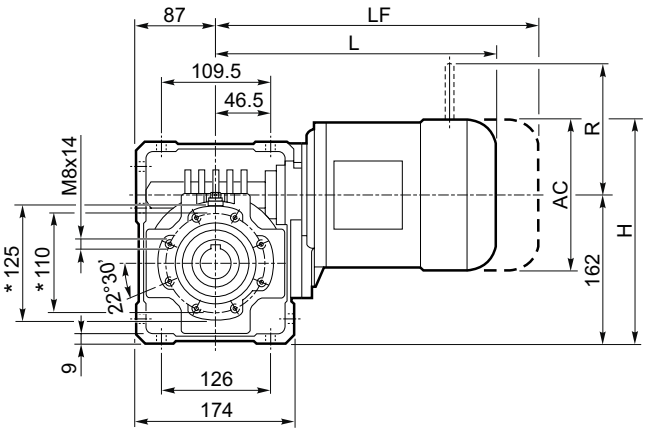

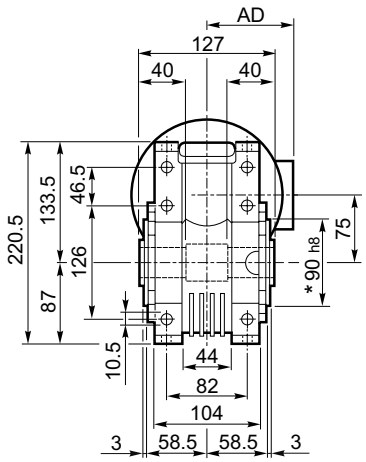

UF_

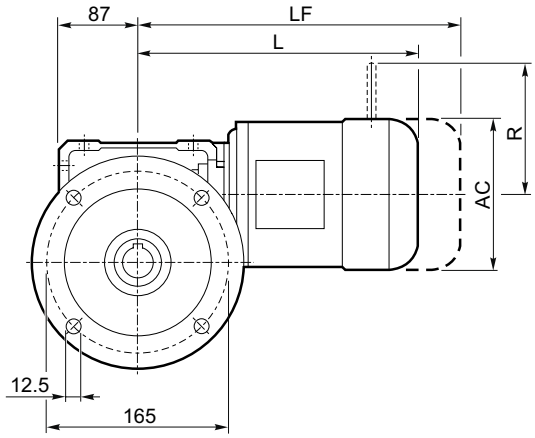

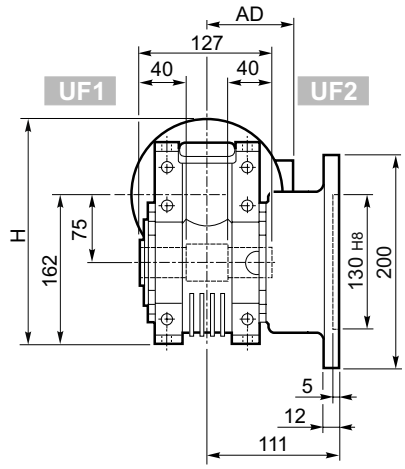

UFC_
UFCR_#

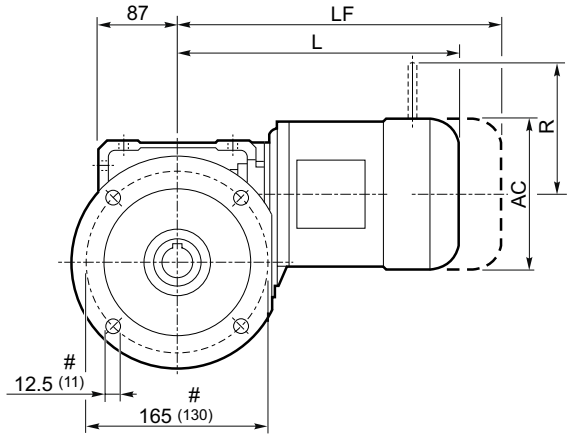

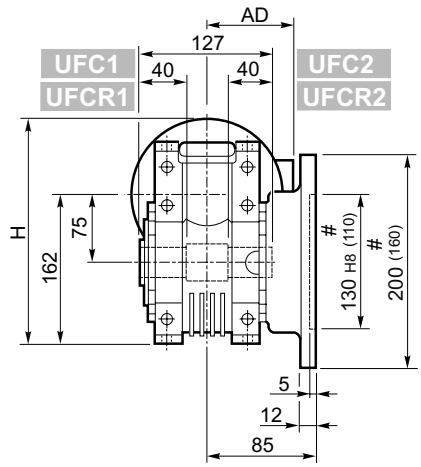

OUTPUT

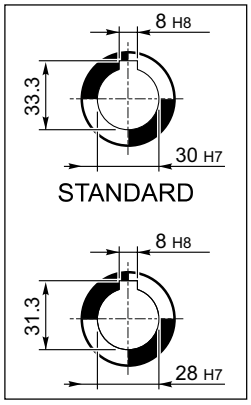

W 75													
					M_			M...FD M...FA		M...FD		M...FA	
			AC	H	L	AD	Kg	LF	Kg	R	AD	R	AD
W 75	**S1**	**M1S**	138	231	284	108	14.0	347	16.2	103	132	124	108
W 75	**S1**	**M1L**	138	231	308	108	16.0	369	18.2	103	132	124	108
W 75	**S2**	**M2S**	153	240	333	119	18.5	409	21.6	129	143	134	119
W 75	**S3**	**M3S**	193	258.5	376	142	25.6	472	31	160	155	160	142
W 75	**S3**	**M3L**	193	258.5	408	142	28.6	499	34	160	155	160	142

* Da ambo i lati / *On both sides* /Auf beiden seiten / *Tous le deux cotés*
# Flangia ridotta / *Reduced flange* / Verkürzte Flansch / *Bride reduit*

U

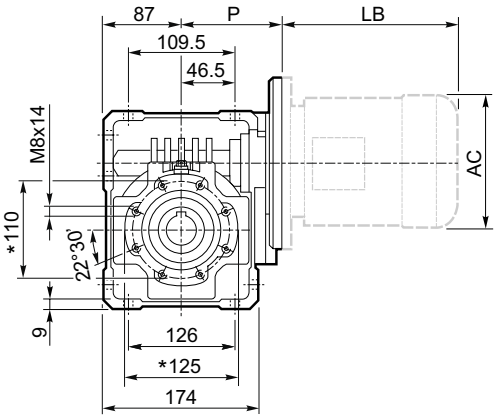

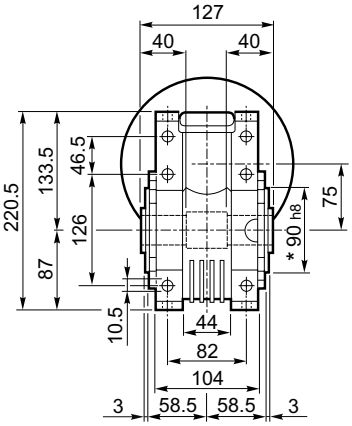

INPUT

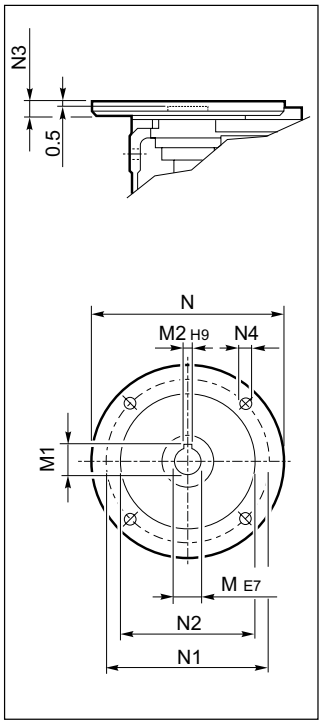

UF_

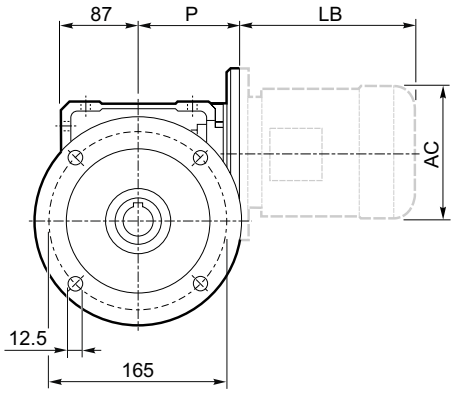

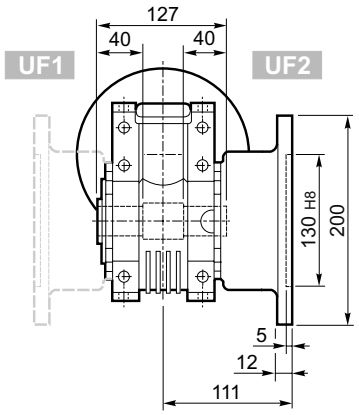

OUTPUT

UFC_

UFCR_#

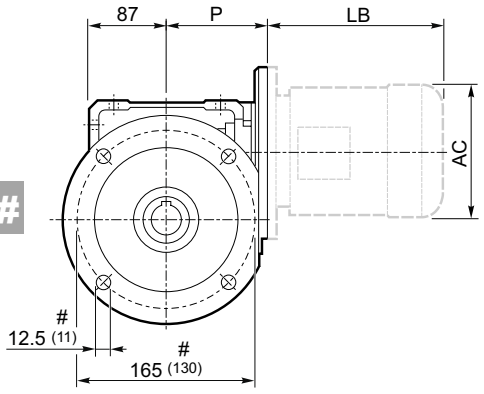

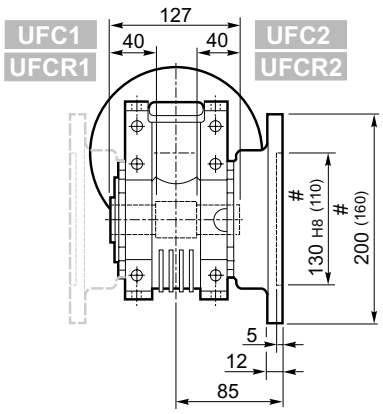

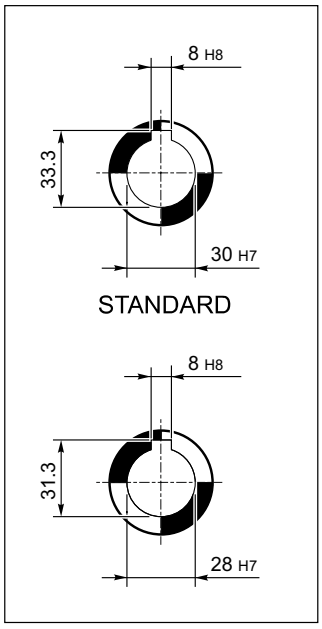

W 75_													BN		BN...FD BN...FA	
		M	M1	M2	N	N1	N2	N3	N4	P	Kg	IEC	LB	AC	LB	AC
W 75	**P71 B5**	14	16.3	5	160	130	110	11	9	112	9.5	BN 71	219	138	280	138
W 75	**P80 B5**	19	21.8	6	200	165	130	12	11.5	112	9.7	BN 80	234	156	306	156
W 75	**P90 B5**	24	27.3	8	200	165	130	12	11.5	112	9.6	BN 90	276	176	359	176
W 75	**P100 B5**	28	31.3	8	250	215	180	13	12.5	120	9.7	BN 100	307	195	398	195
W 75	**P112 B5**	28	31.3	8	250	215	180	13	12.5	120	9.7	BN 112	325	219	424	219
W 75	**P80 B14**	19	21.8	6	120	100	80	7.5	6.5	112	9.4	BN 80	234	156	306	156
W 75	**P90 B14**	24	27.3	8	140	115	95	7.5	8.5	112	9.4	BN 90	276	176	359	176
W 75	**P100 B14**	28	31.3	8	160	130	110	10	8.5	120	9.5	BN 100	307	195	398	195
W 75	**P112 B14**	28	31.3	8	160	130	110	10	8.5	120	9.5	BN 112	325	219	424	219

* Da ambo i lati / *On both sides* /Auf beiden seiten / *Tous le deux cotés*
# Flangia ridotta / *Reduced flange* / Verkürzte Flansch / *Bride reduit*

WR 75□...P(IEC)

U

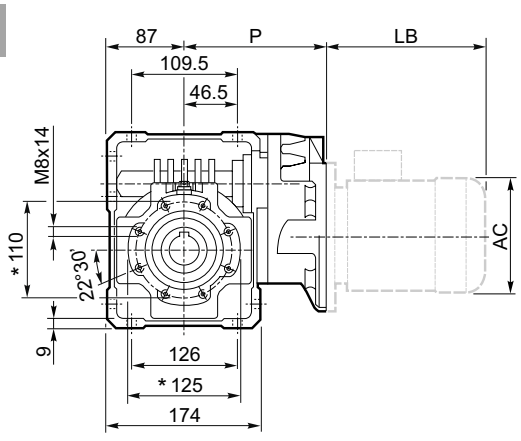

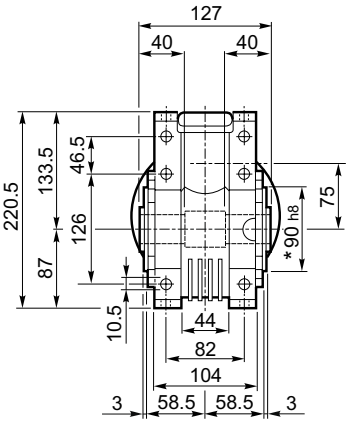

INPUT

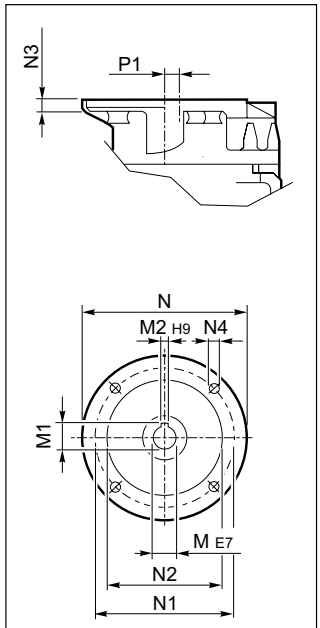

UF_

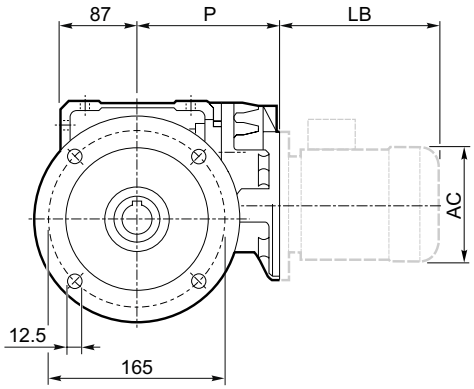

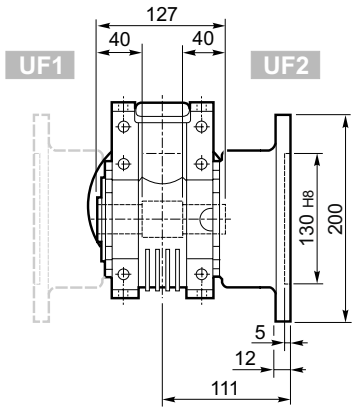

OUTPUT

UFC_
UFCR_#

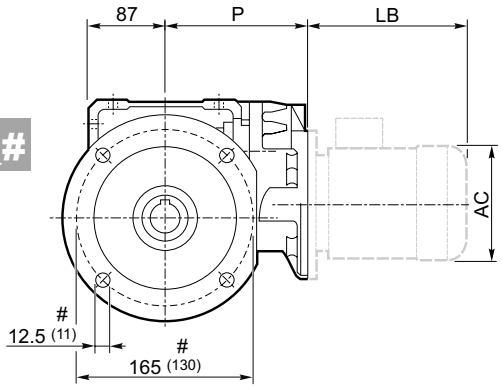

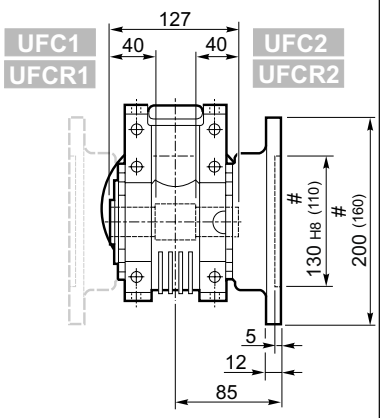

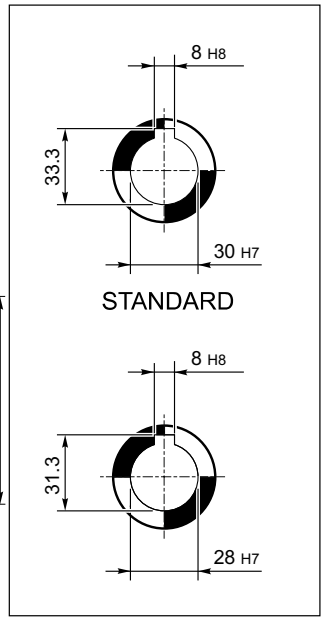

WR 75_													IEC	BN		BN...FD BN...FA	
		M	M1	M2	N	N1	N2	N3	N4	P	P1	Kg		LB	AC	LB	AC
WR 75	**P63 B5**	11	12.8	4	140	115	95	10	M8x10	152	23.53	10.6	**BN 63**	184	121	249	121
WR 75	**P71 B5**	14	16.3	5	160	130	110	10	M8x10	152	23.53	10.7	**BN 71**	219	138	280	138
WR 75	**P80 B5**	19	21.8	6	200	165	130	12	M10x13	163.5	11	11.5	**BN 80**	234	156	306	156
WR 75	**P90 B5**	24	27.3	8	200	165	130	12	M10x13	163.5	11	11.6	**BN 90**	276	176	359	176

* Da ambo i lati / *On both sides* /Auf beiden seiten / *Tous le deux cotés*
# Flangia ridotta / *Reduced flange* / Verkürzte Flansch / *Bride reduit*

BONFIGLIOLI RIDUTTORI

U

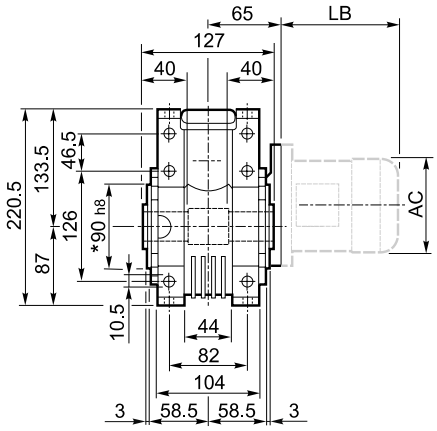

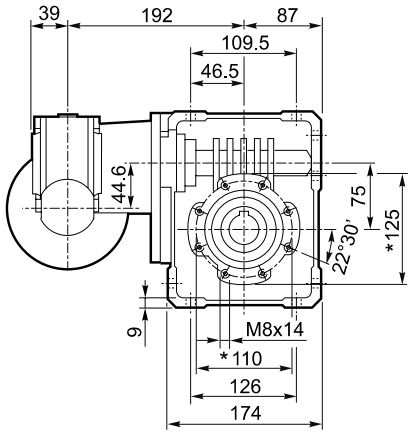

INPUT

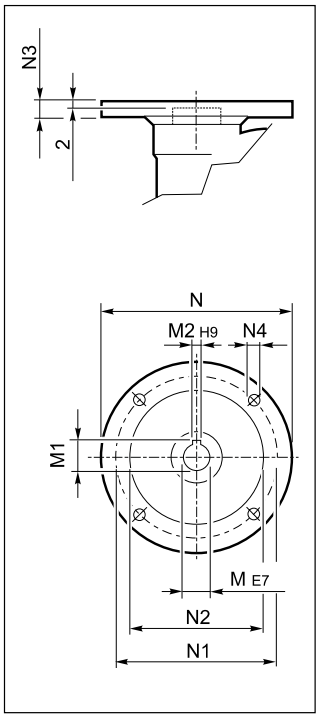

UF_

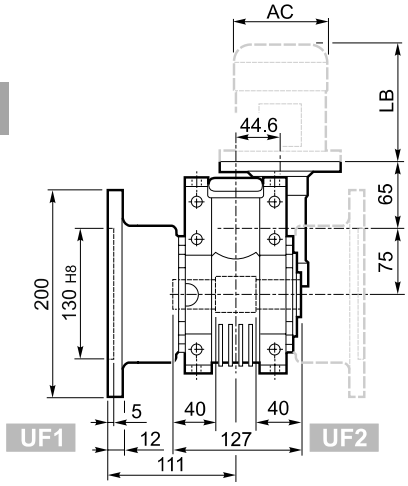

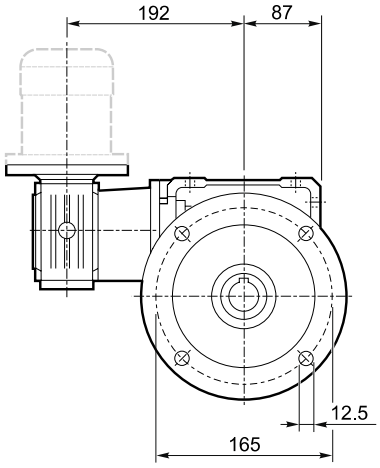

OUTPUT

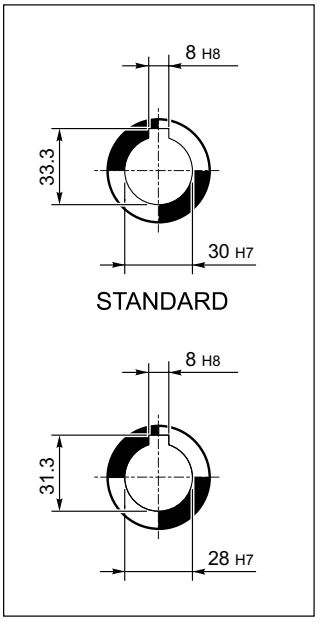

UFC_

UFCR_#

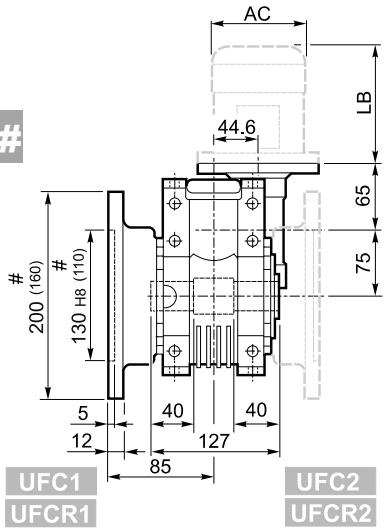

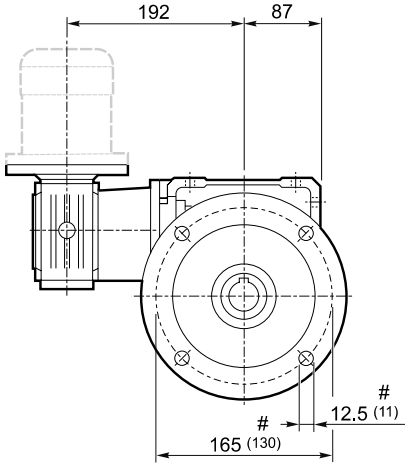

VF/W 44/75_												BN		BN...FD BN...FA		K		K...FC	
		M	M1	M2	N	N1	N2	N3	N4	Kg	IEC	LB	AC	LB	AC	LB	AC	LB	AC
VF/W 44/75	P63 B5	11	12.8	4	140	115	95	10	9.5	12.5	63	184	121	249	121	165	122	214	122
VF/W 44/75	P71 B5	14	16.3	5	160	130	110	10	9.5		71	219	138	280	138	186	139	219	139
VF/W 44/75	P63 B14	11	12.8	4	90	75	60	8	5.5		63	184	121	249	121	—	—	—	—
VF/W 44/75	P71 B14	14	16.3	5	105	85	70	10	7		71	219	138	280	138	—	—	—	—

* Da ambo i lati / *On both sides* /Auf beiden seiten / *Tous le deux cotés*
# Flangia ridotta / *Reduced flange* / Verkürzte Flansch / *Bride reduit*

W 86□...S□

U

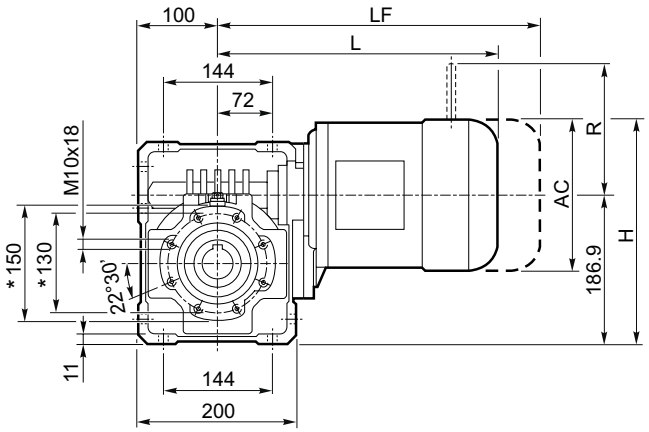

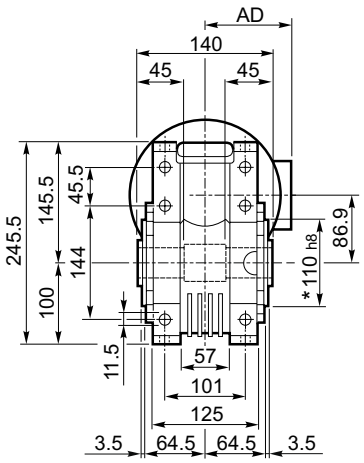

UF_

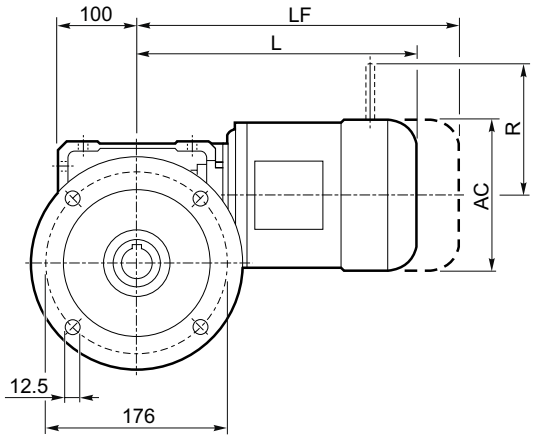

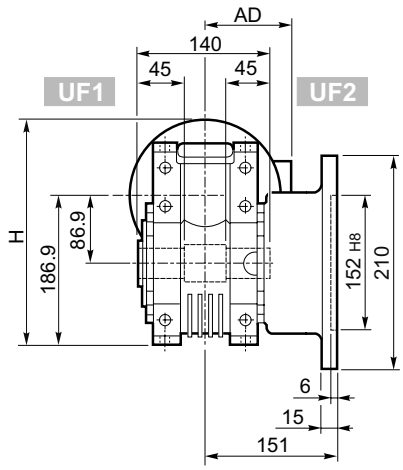

UFC_

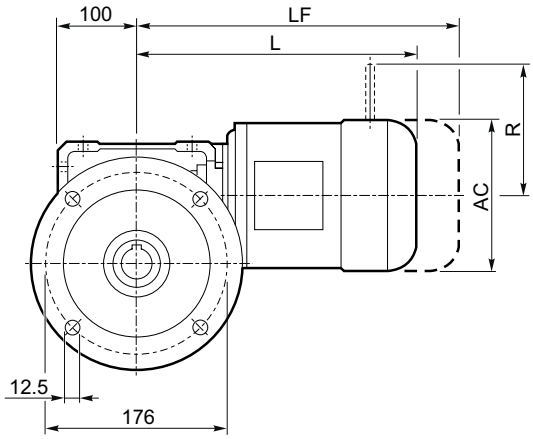

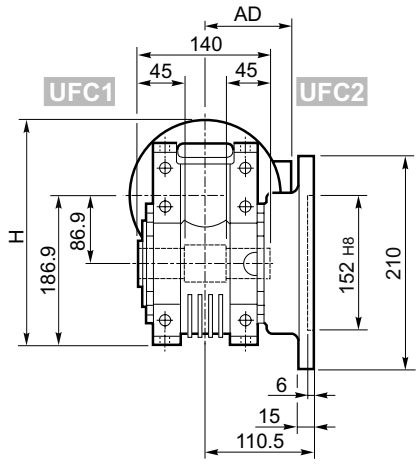

W 86													
					M_			M...FD M...FA		M...FD		M...FA	
			AC	H	L	AD	Kg	LF	Kg	R	AD	R	AD
W 86	**S1**	**M1S**	138	256	300	108	18.1	363	20.3	103	132	124	108
W 86	**S1**	**M1L**	138	256	324	108	20.1	385	22.3	103	132	124	108
W 86	**S2**	**M2S**	156	265	349	119	22.6	425	25.7	129	143	134	119
W 86	**S3**	**M3S**	193	283.5	392	142	29.7	488	35	160	155	160	142
W 86	**S3**	**M3L**	193	283.5	424	142	33	515	36	160	155	160	142

OUTPUT

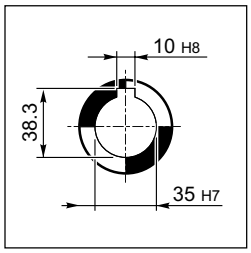

***** Da ambo i lati / *On both sides* / Auf beiden seiten / *Tous le deux cotés*

U

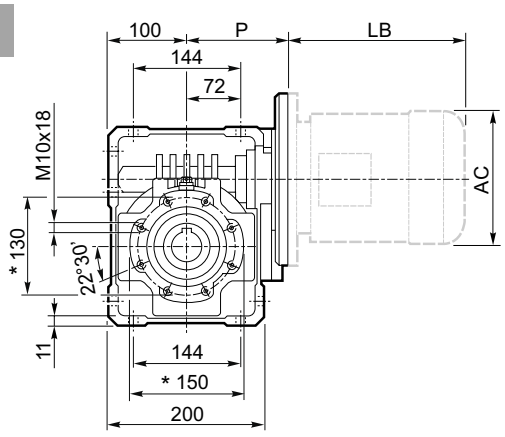

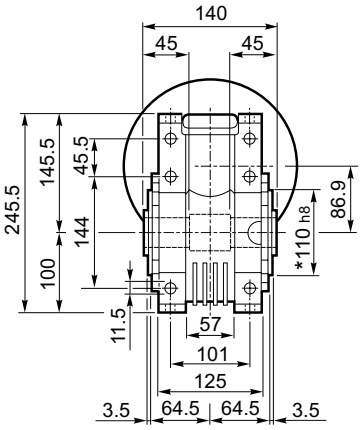

INPUT

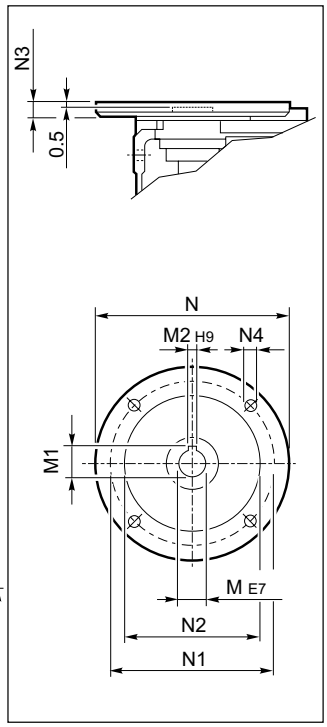

UF_

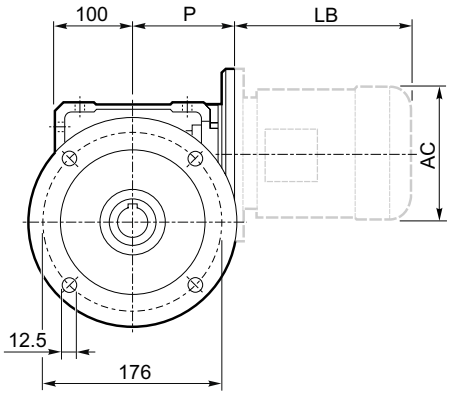

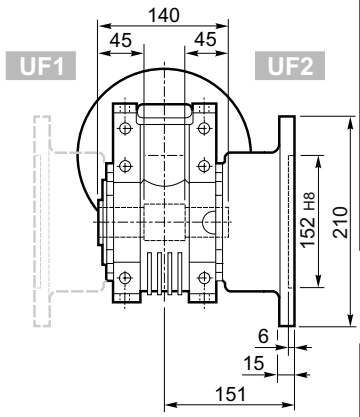

OUTPUT

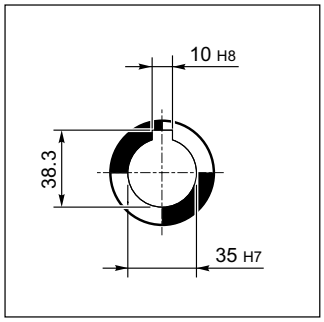

UFC_

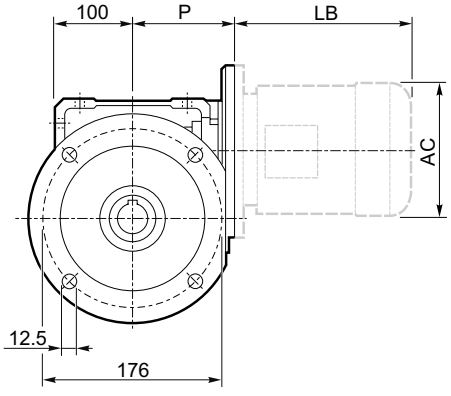

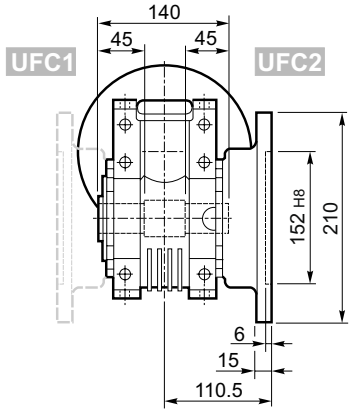

W 86_													BN		BN...FD BN...FA	
		M	M1	M2	N	N1	N2	N3	N4	P	Kg	IEC	LB	AC	LB	AC
W 86	**P71 B5**	14	16.3	5	160	13 0	110	11	9	128	13.6	**BN 71**	219	138	280	138
W 86	**P80 B5**	19	21.8	6	200	165	130	12	11.5	128	13.8	**BN 80**	234	156	306	156
W 86	**P90 B5**	24	27.3	8	200	165	130	12	11.5	128	13.7	**BN 90**	276	176	359	176
W 86	**P100 B5**	28	31.3	8	250	215	180	13	12.5	136	13.8	**BN 100**	307	195	398	195
W 86	**P112 B5**	28	31.3	8	250	215	180	13	12.5	136	13.8	**BN 112**	325	219	424	219
W 86	**P80 B14**	19	21.8	6	120	100	80	7.5	6.5	128	13.5	**BN 80**	234	156	306	156
W 86	**P90 B14**	24	27.3	8	140	115	95	7.5	8.5	128	13.5	**BN 90**	276	176	359	176
W 86	**P100 B14**	28	31.3	8	160	130	110	10	8.5	136	13.6	**BN 100**	307	195	398	195
W 86	**P112 B14**	28	31.3	8	160	130	110	10	8.5	136	13.6	**BN 112**	325	219	424	219

***** Da ambo i lati / *On both sides* / Auf beiden seiten / *Tous le deux cotés*

U

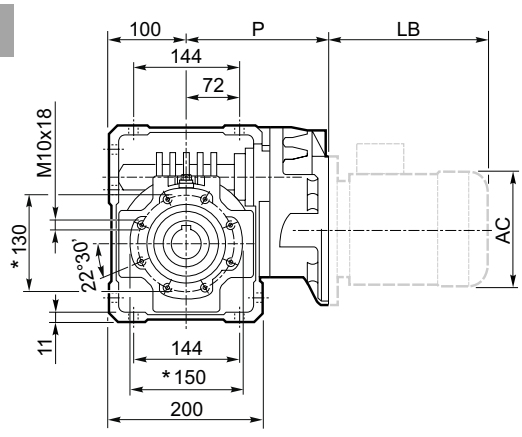

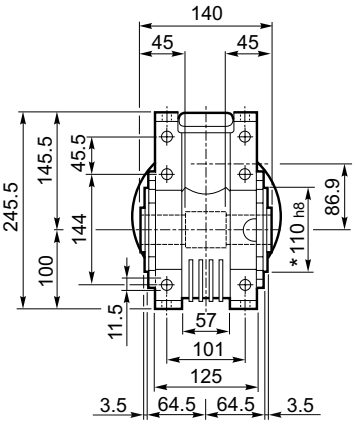

INPUT

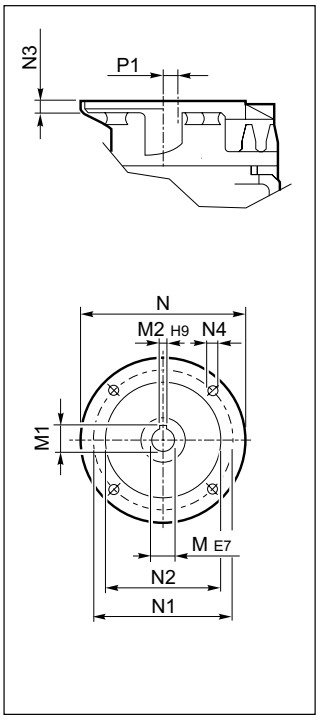

UF_

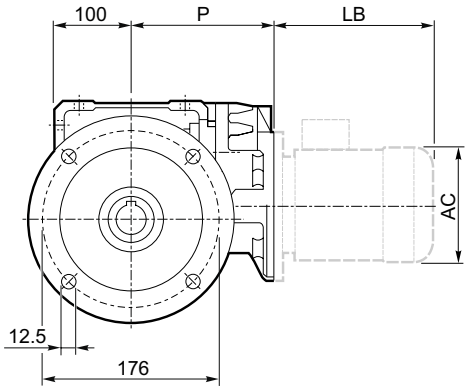

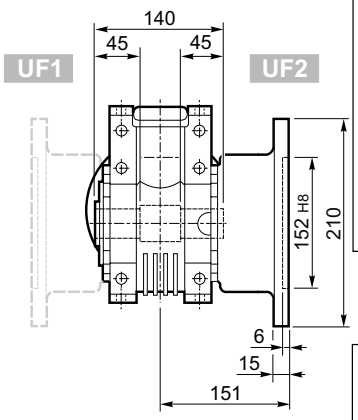

OUTPUT

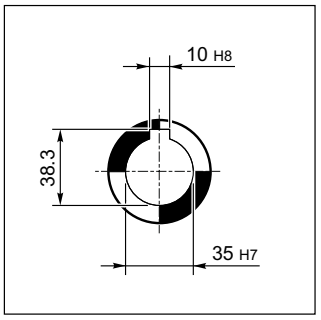

UFC_

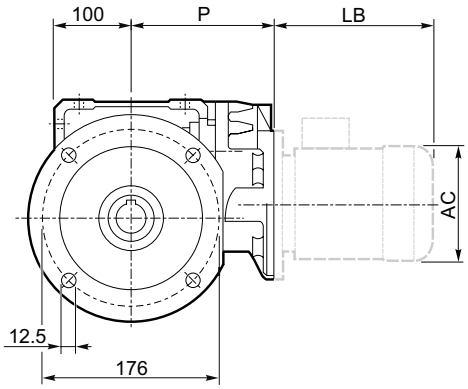

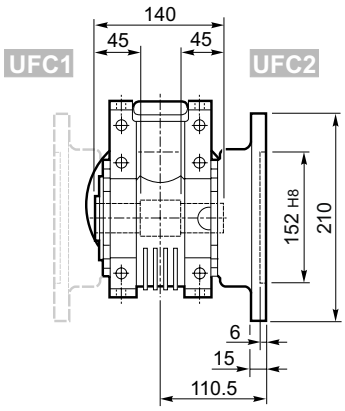

WR 86_													BN		BN...FD BN...FA	
		M	M1	M2	N	N1	N2	N3	N4	P	P1	Kg	IEC	LB	AC	LB	AC
WR 86	**P63 B5**	11	12.8	4	140	115	95	10	M8x10	168	35.4	14.3	**BN 63**	184	121	249	121
WR 86	**P71 B5**	14	16.3	5	160	130	110	10	M8x10	168	35.4	14.4	**BN 71**	219	138	280	138
WR 86	**P80 B5**	19	21.8	6	200	165	130	12	M10x13	179.5	22.9	15.2	**BN 80**	234	156	306	156
WR 86	**P90 B5**	24	27.3	8	200	165	130	12	M10x13	179.5	22.9	15.3	**BN 90**	276	176	359	176

***** Da ambo i lati / *On both sides* / Auf beiden seiten / *Tous le deux cotés*

U

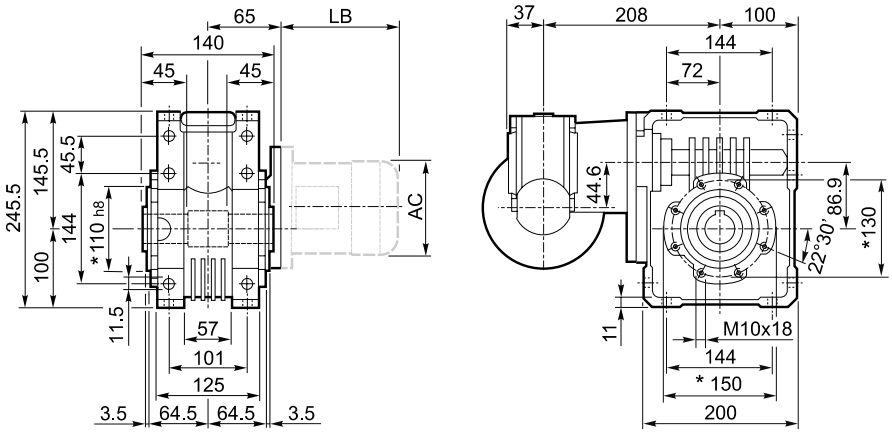

UF_

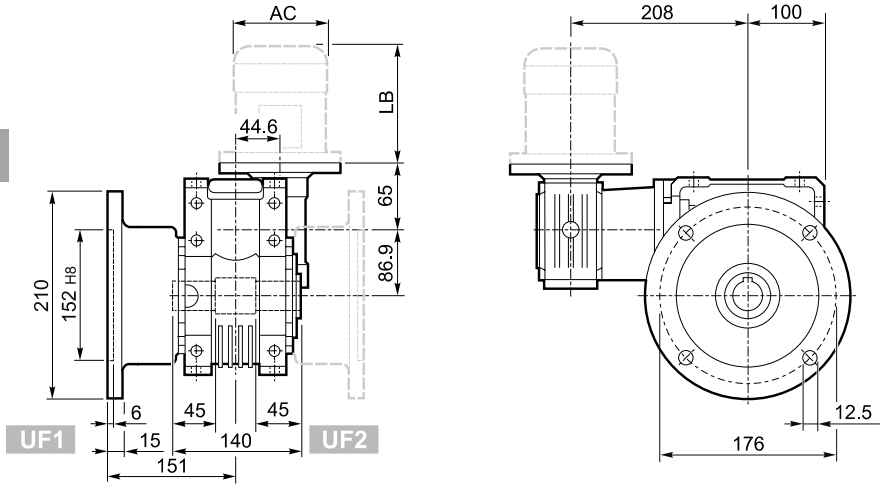

UFC_

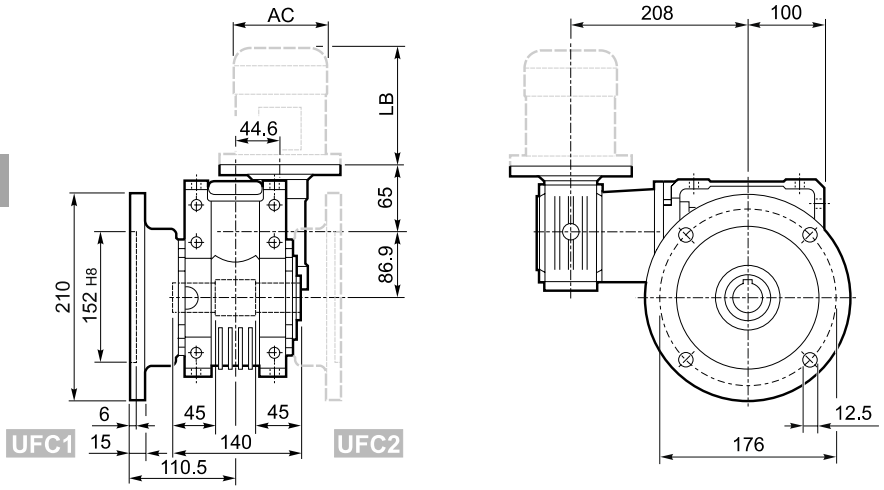

INPUT

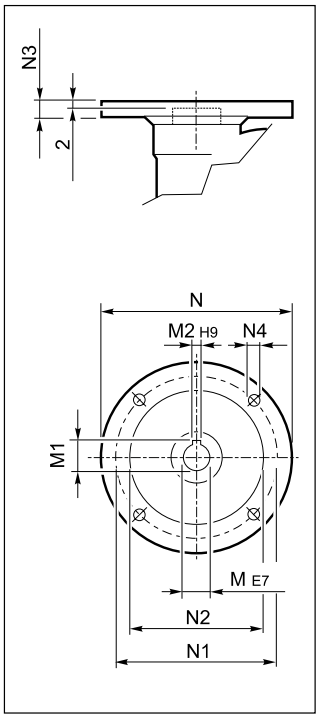

OUTPUT

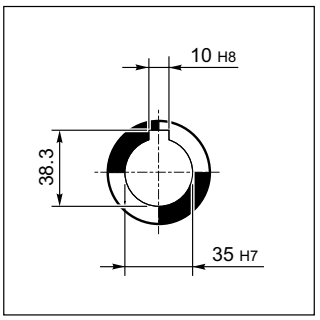

VF/W 44/86_												BN		BN...FD BN...FA		K		K...FC	
		M	M1	M2	N	N1	N2	N3	N4	Kg	IEC	LB	AC	LB	AC	LB	AC	LB	AC
VF/W 44/86	P63 B5	11	12.8	4	140	115	95	10	9.5	16.6	63	184	121	249	121	165	122	214	122
VF/W 44/86	P71 B5	14	16.3	5	160	130	110	10	9.5		71	219	138	280	138	186	139	219	139
VF/W 44/86	P63 B14	11	12.8	4	90	75	60	8	5.5		63	184	121	249	121	—	—	—	—
VF/W 44/86	P71 B14	14	16.3	5	105	85	70	10	7		71	219	138	280	138	—	—	—	—

***** Da ambo i lati / *On both sides* / Auf beiden seiten / *Tous le deux cotés*

U

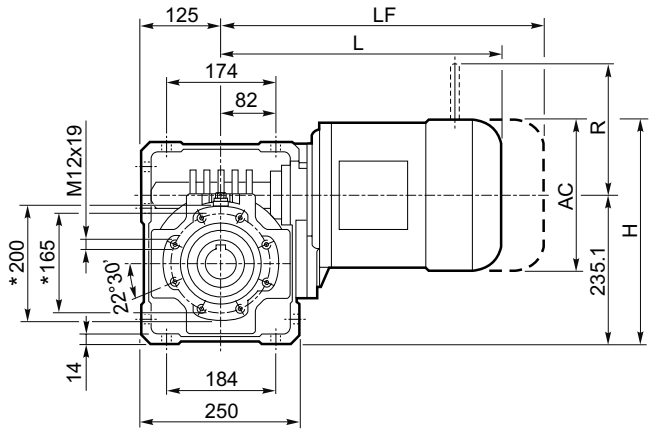

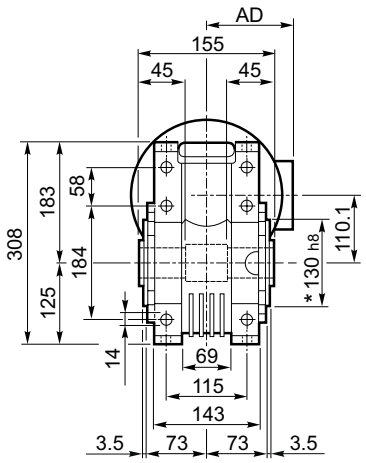

UF_

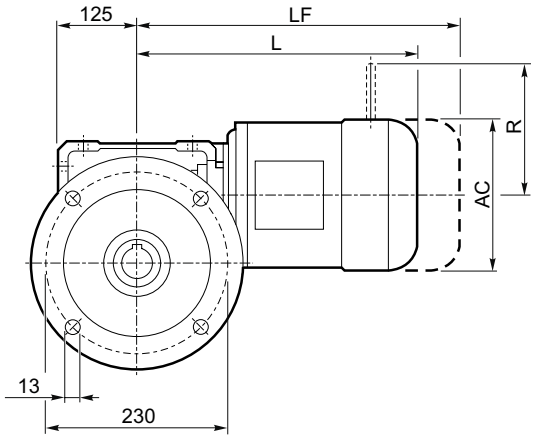

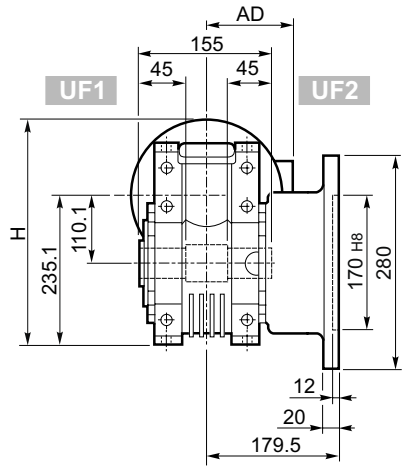

UFC_

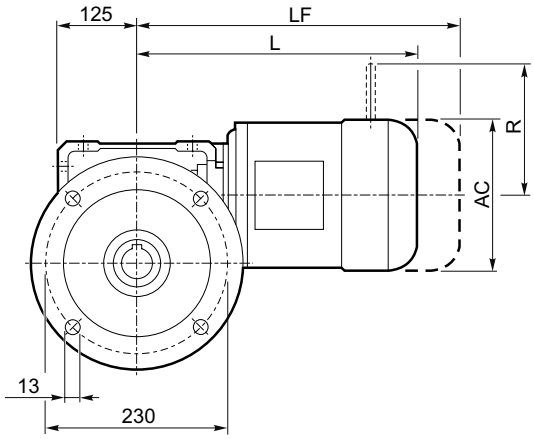

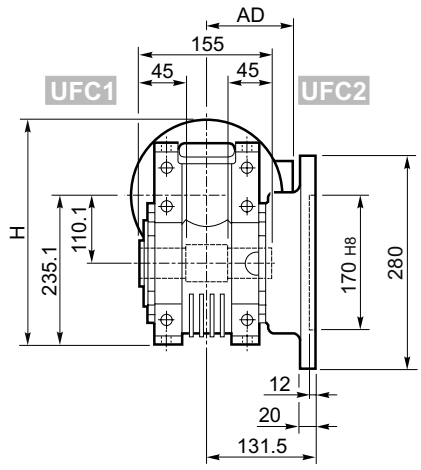

W 110													
					M_			M...FD M...FA		M...FD		M...FA	
			AC	H	L	AD	Kg	LF	Kg	R	AD	R	AD
W 110	**S2**	**M2S**	156	313	364	119	47	440	51	129	143	134	119
W 110	**S3**	**M3S**	193	332	407	142	55	503	60	160	155	160	142
W 110	**S3**	**M3L**	193	332	439	142	58	530	63	160	155	160	142

OUTPUT

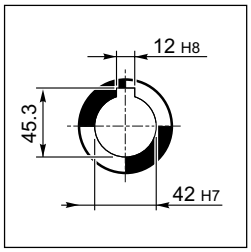

***** Da ambo i lati / *On both sides* / Auf beiden seiten / *Tous le deux cotés*

U

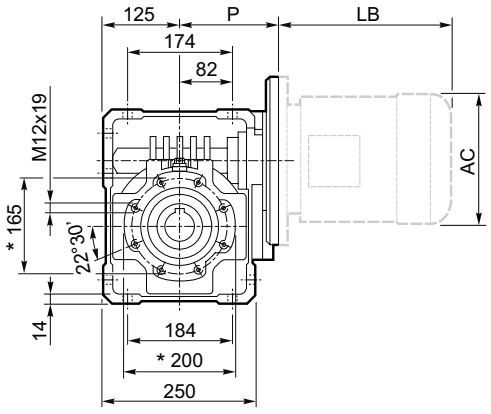

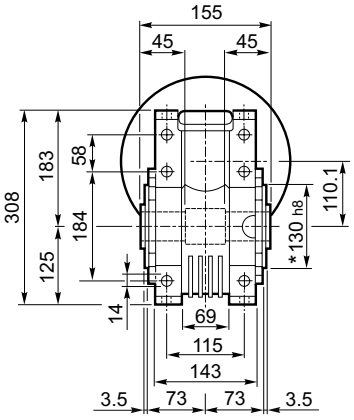

INPUT

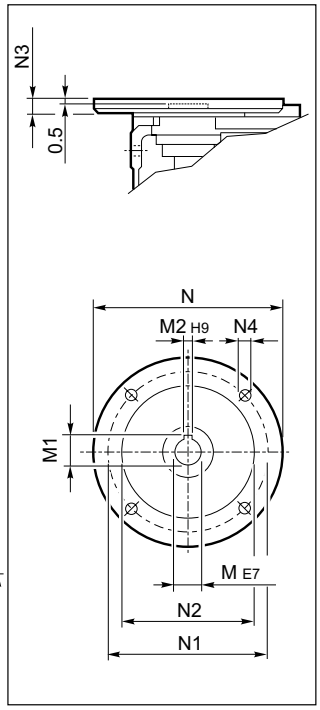

UF_

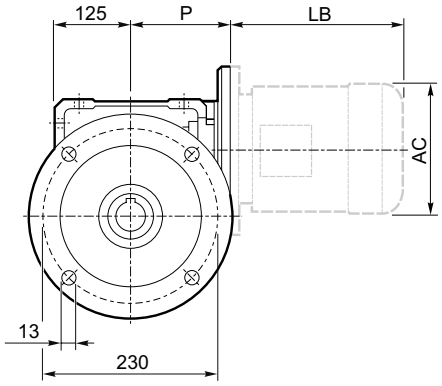

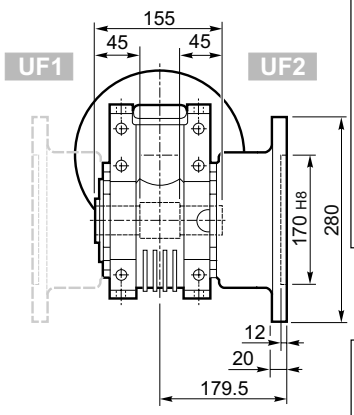

OUTPUT

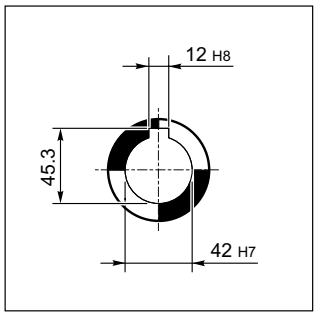

UFC_

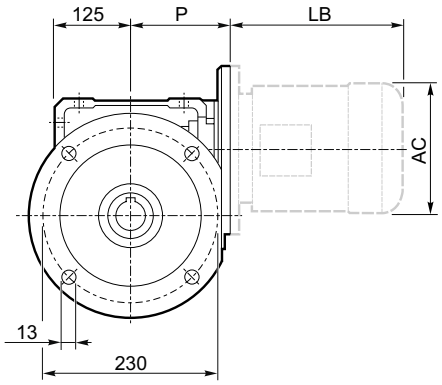

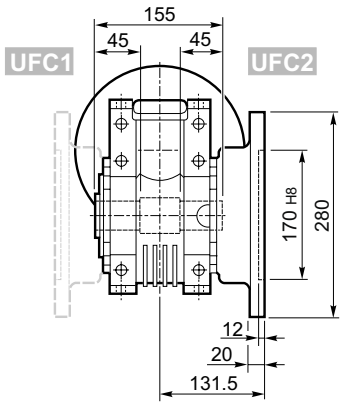

W 110_												IEC	BN		BN...FD BN...FA	
		M	M1	M2	N	N1	N2	N3	N4	P	Kg		LB	AC	LB	AC
W 110	**P80 B5**	19	21.8	6	200	165	130	—	M10x12	143	38	BN 80	234	156	306	156
W 110	**P90 B5**	24	27.3	8	200	165	130	—	M10x12	143	38	BN 90	276	176	359	176
W 110	**P100 B5**	28	31.3	8	250	215	180	13	13	151	39	BN 100	307	195	398	195
W 110	**P112 B5**	28	31.3	8	250	215	180	13	13	151	39	BN 112	325	219	424	219
W 110	**P132 B5**	38	41.3	10	300	265	230	16	13	226	41	BN 132	413	258	523	258
W 110	**P80 B14**	19	21.8	6	120	100	80	7.5	7	143	38	BN 80	234	156	306	156
W 110	**P90 B14**	24	27.3	8	140	115	95	6.5	9	143	38	BN 90	276	176	359	176
W 110	**P100 B14**	28	31.3	8	160	130	110	13	9	151	38	BN 100	307	195	398	195
W 110	**P112 B14**	28	31.3	8	160	130	110	13	9	151	38	BN 112	325	219	424	219

***** Da ambo i lati / *On both sides* / Auf beiden seiten / *Tous le deux cotés*

U

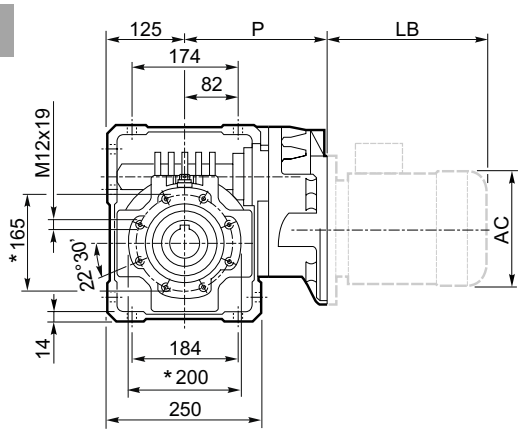

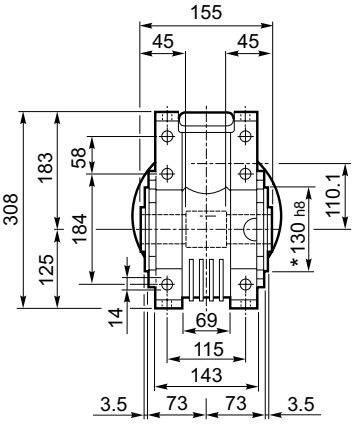

INPUT

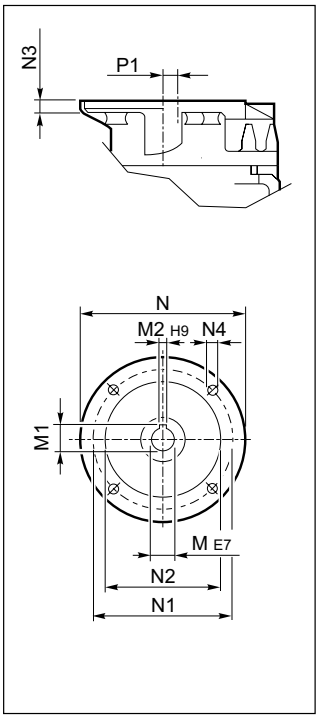

UF_

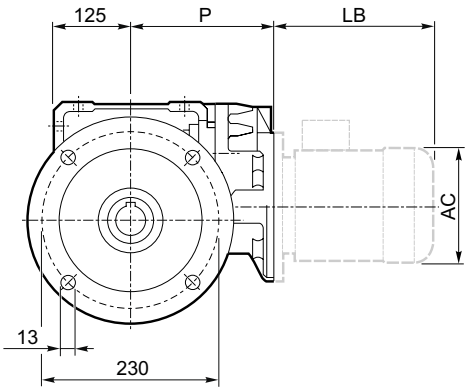

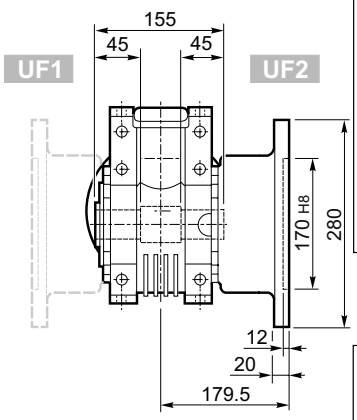

OUTPUT

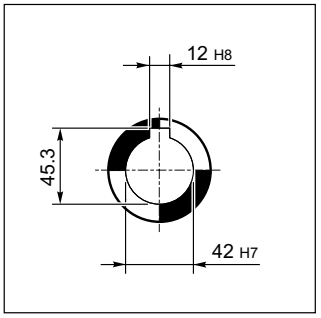

UFC_

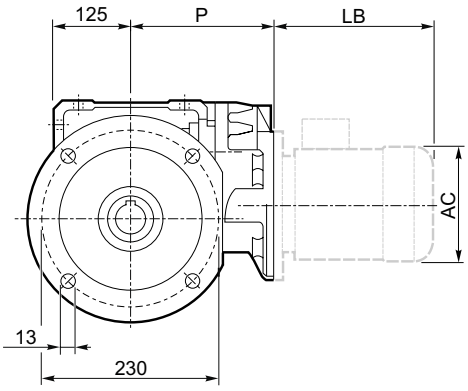

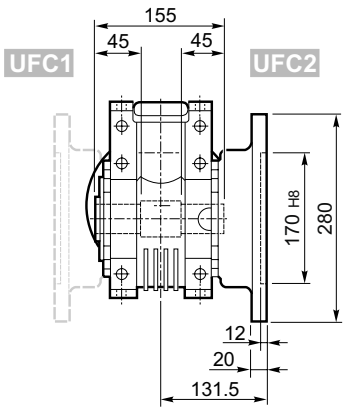

WR 110_													BN		BN...FD BN...FA	
		M	M1	M2	N	N1	N2	N3	N4	P	P1	Kg	IEC	LB	AC	LB	AC
WR 110	**P71 B5**	14	16.3	5	160	130	110	10	M8x14	185	58.6	44	**BN 71**	219	138	280	138
WR 110	**P80 B5**	19	21.8	6	200	165	130	14	M10x15	204	21.1	46	**BN 80**	234	156	306	156
WR 110	**P90 B5**	24	27.3	8	200	165	130	14	M10x15	204	21.1	46	**BN 90**	276	176	359	176
WR 110	**P100 B5**	28	31.3	8	250	215	180	14	M12x13	213	21.1	46	**BN 100**	307	195	398	195
WR 110	**P112 B5**	28	31.3	8	250	215	180	14	M12x13	213	21.1	48	**BN 112**	325	219	424	219

***** Da ambo i lati / *On both sides* / Auf beiden seiten / *Tous le deux cotés*

U

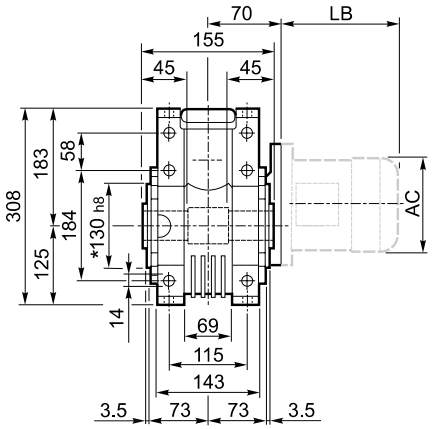

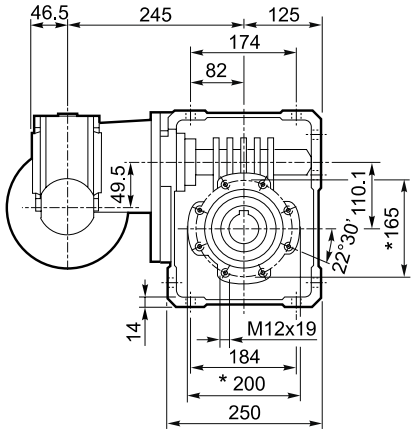

INPUT

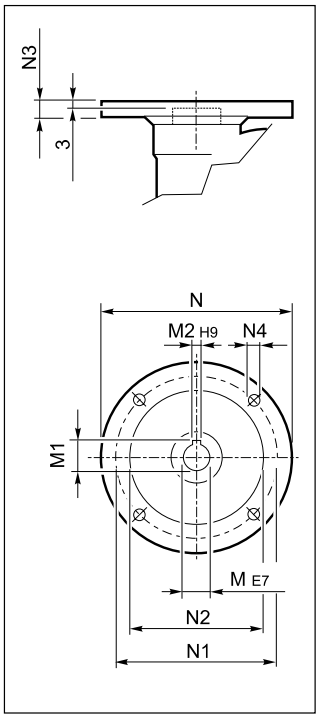

UF_

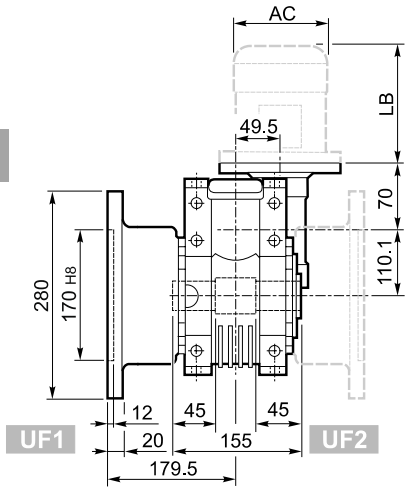

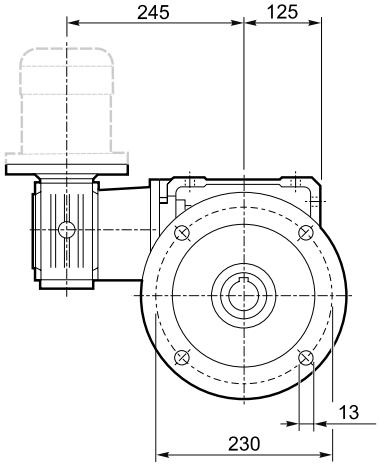

OUTPUT

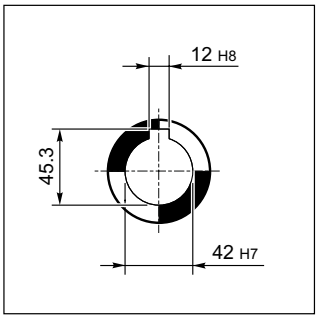

UFC_

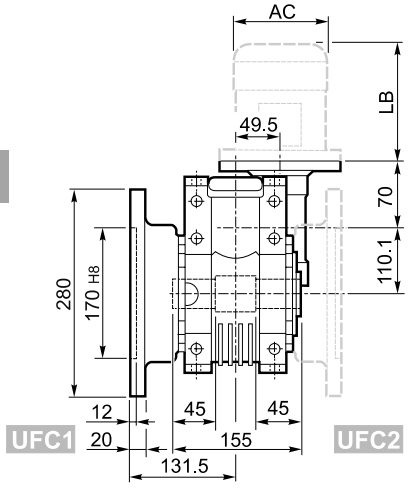

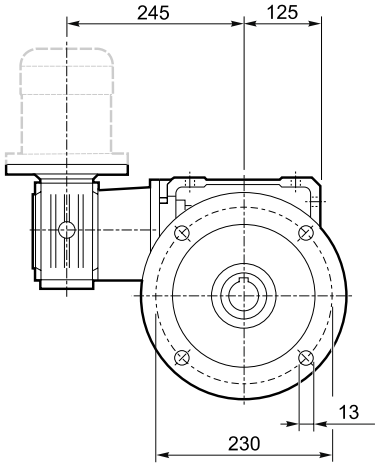

VF/W 49/110_												BN		BN...FD BN...FA		K		K...FC	
		M	M1	M2	N	N1	N2	N3	N4	Kg	IEC	LB	AC	LB	AC	LB	AC	LB	AC
VF/W 49/110	**P63 B5**	11	12.8	4	140	115	95	10.5	9.5	43	63	184	121	249	121	165	122	214	122
VF/W 49/110	**P71 B5**	14	16.3	5	160	130	110	10.5	9.5		71	219	138	280	138	186	139	219	139
VF/W 49/110	**P80 B5**	19	21.8	6	200	165	130	10	11.5		80	234	156	306	156	—	—	—	—
VF/W 49/110	**P63 B14**	11	12.8	4	90	75	60	7	6		63	184	121	249	121	—	—	—	—
VF/W 49/110	**P71 B14**	14	16.3	5	105	85	70	10.5	6.5		71	219	138	280	138	—	—	—	—
VF/W 49/110	**P80 B14**	19	21.8	6	120	100	80	10	7		80	234	156	306	156	—	—	—	—

***** Da ambo i lati / *On both sides* / Auf beiden seiten / *Tous les deux cotés*